

高雄榮民總醫院

大腸癌診療指引

大腸直腸癌醫療團隊 制定

2022年6月修訂

Kaohsiung Veterans General Hospital

Colon Cancer Clinical Practice Guidelines

Colorectal Cancer Multidisciplinary Team

June 2022 *version 1*

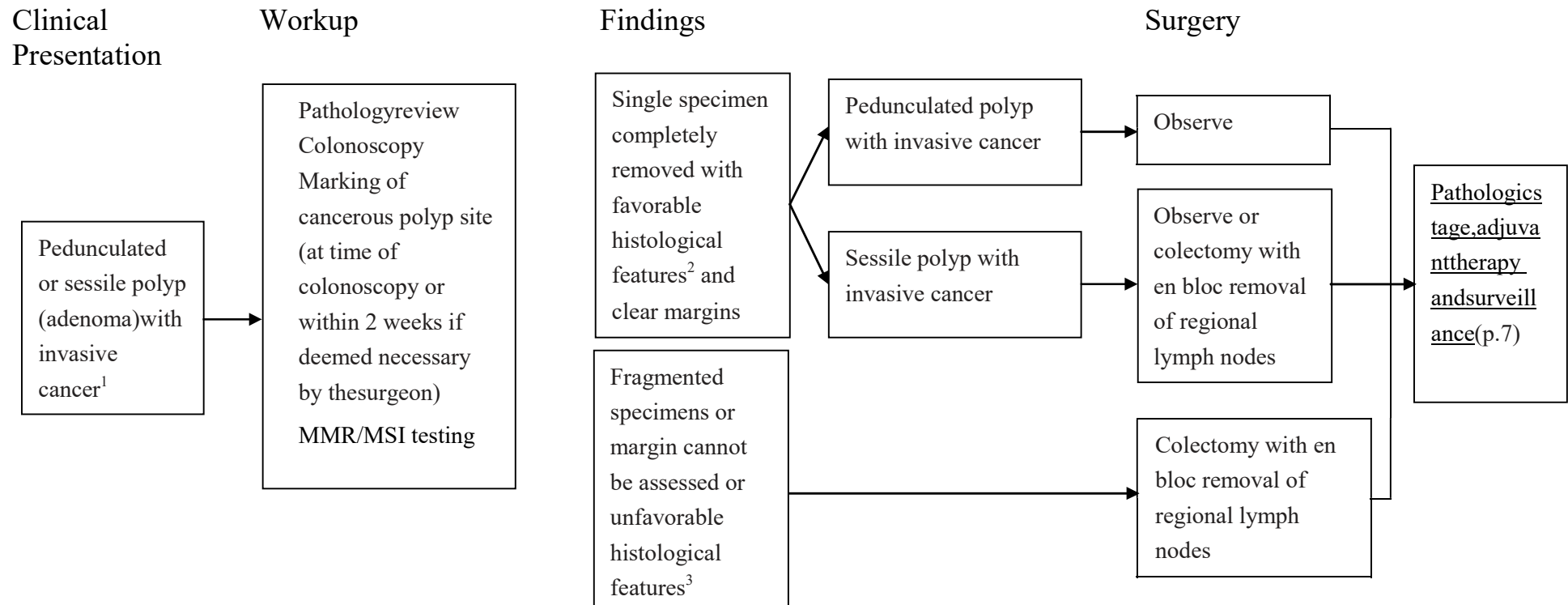
# Content **Colon Cancer Clinical Practice Guidelines**

P.3-4	<u>Revisionsummary</u>
P.5	<u>Malignant polyp</u>
P.6	<u>Resectable primary coloncancer</u>
P.7	<u>Adjuvant therapy for stage I-II coloncancer</u>
P.8	<u>Adjuvant therapy for stage III coloncancer</u>
P.9	<u>Metastatic synchronous adenocarcinoma from largebowel</u>
P.10	<u>Resectable synchronous liver and/or lung metastasesonly</u>
P.11	<u>Unresectable synchronous liver and/or lung metastasesonly</u>
P.12	<u>Synchronous abdominal/peritonealmetastases</u>
P.13-16	<u>Chemotherapy for advanced or metastaticdisease</u>
P.17	<u>Workup forrecurrence</u>
P.18	<u>Resectable metachronous metastases</u>
P.19	<u>Unresectable metachronous metastases</u>
P.20	<u>Principles of chemotherapy</u>
P.21-23	<u>Chemotherapy regimens for advanced/metastaticdisease</u>
P.24-25	<u>Chemotherapy regimens for adjuvanttherapy</u>
P.26	<u>TNM classification &amp; staging of coloncancer</u>
P.27	<u>Reference</u>
P.28	<u>Appendix &amp; additionalinformation</u>

FOLFOXIRI replaced with FOLFIRINOX

## <Revision Summary>

## Malignant polyp



<sup>1</sup>A malignant polyp is defined as one with cancer invading through the muscularis mucosae and into the submucosa (pT1). pTis is not considered a “malignant polyp”.

<sup>2</sup>Favorable histological features: Grade 1 & 2, no angiolymphatic invasion and negative margin of resection

<sup>3</sup>Unfavorable histological features: Grade 3 & 4, or angiolymphatic invasion, or a “positive” margin (tumour < 1mm from the transected margin)

## Resectable primary colon cancer

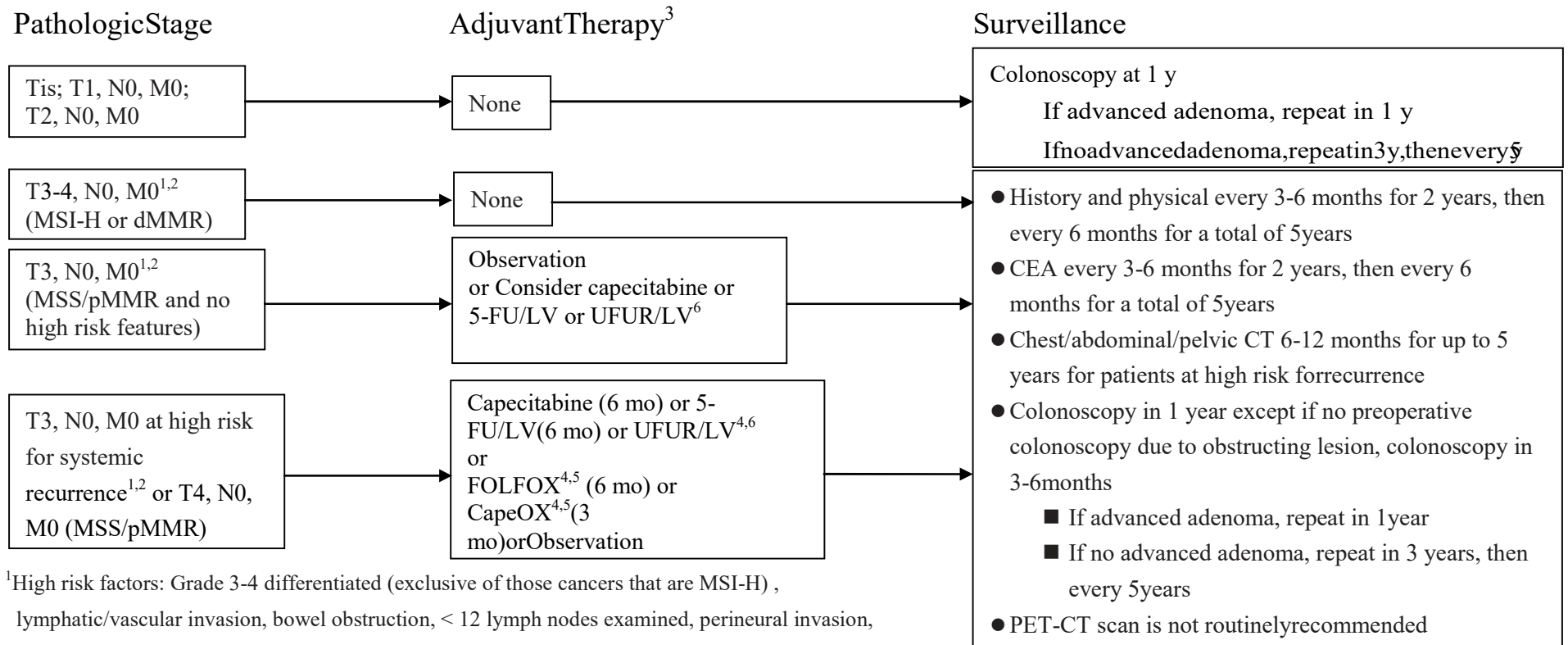
CLINICAL

WORKUP

FINDINGS

PRIMARY TREATMENT<sup>b</sup>

## Adjuvant therapy for stage I-II colon cancer



<sup>1</sup>High risk factors: Grade 3-4 differentiated (exclusive of those cancers that are MSI-H), lymphatic/vascular invasion, bowel obstruction, < 12 lymph nodes examined, perineural invasion, localized perforation or close, indeterminate or positive margins. In high-risk stage II patients, there are no data that correlate risk features and selection of chemotherapy.

<sup>2</sup>Testing for mismatch repair proteins (MMR) should be considered for all patients <70 Y/O or with stage II disease. Stage II MSI-H patients may have a good prognosis and do no benefit from 5-FU adjuvant therapy.

<sup>3</sup>Bevacizumab, cetuximab, panitumumab, or irinotecan should be not used in the adjuvant setting for stage II or III patients outside the setting of a clinical trial

<sup>4</sup>Consider RT for T4 with penetration to a fixed structure

<sup>5</sup>A benefit for the addition of oxaliplatin to 5-FU/leucovorin in patients age 70 and older has not been proven

<sup>6</sup>Japanese regimen, also see [Chemotherapy Regimens](#)

## Adjuvant therapy for stage III colon cancer

PathologicStage

AdjuvantTherapy

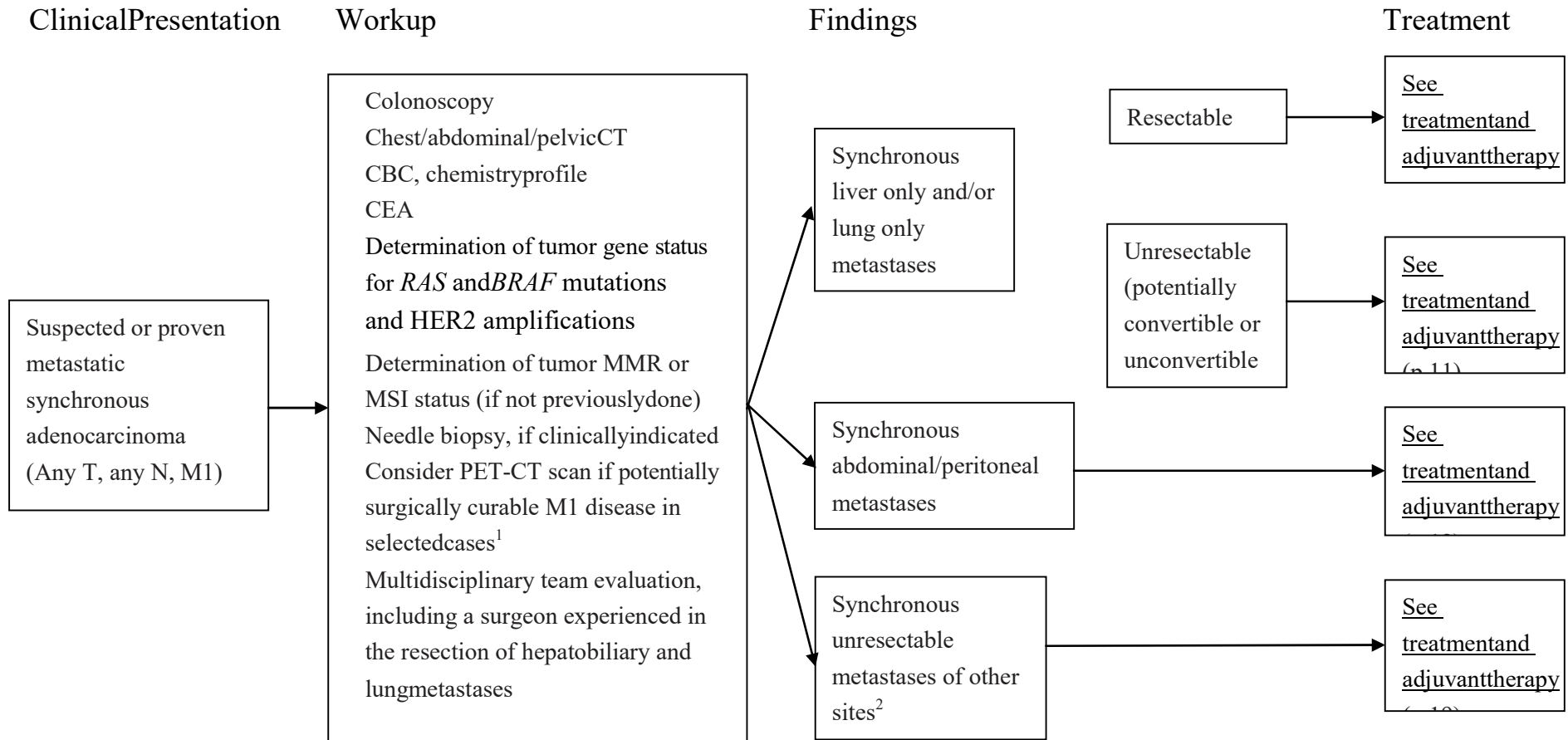
Surveillance

Observation  
Preferred:

1

2 3 4 5 6 7 8 9 10 11 12 13 14 15 16 17 18 19 20 21 22 23 24 25 26 27 28 29 30 31 32 33 34 35 36 37 38 39 40 41 42 43 44 45 46 47 48 49 50 51 52 53 54 55 56 57 58 59 60 61 62 63 64 65 66 67 68 69 70 71 72 73 74 75 76 77 78 79 80 81 82 83 84 85 86 87 88 89 90 91 92 93 94 95 96 97 98 99 100

## Metastatic synchronous adenocarcinoma from large bowel



<sup>1</sup>Moulton CA, Gu CS, Law CH, et al. Effect of PET before liver resection on surgical management for colorectal adenocarcinoma metastases: a randomized clinical trial. *JAMA* 2014;311:1863-1869.

<sup>2</sup>Consider colon resection only if imminent risk of obstruction or significant bleeding.



## Resectable synchronous liver and/or lung metastases only

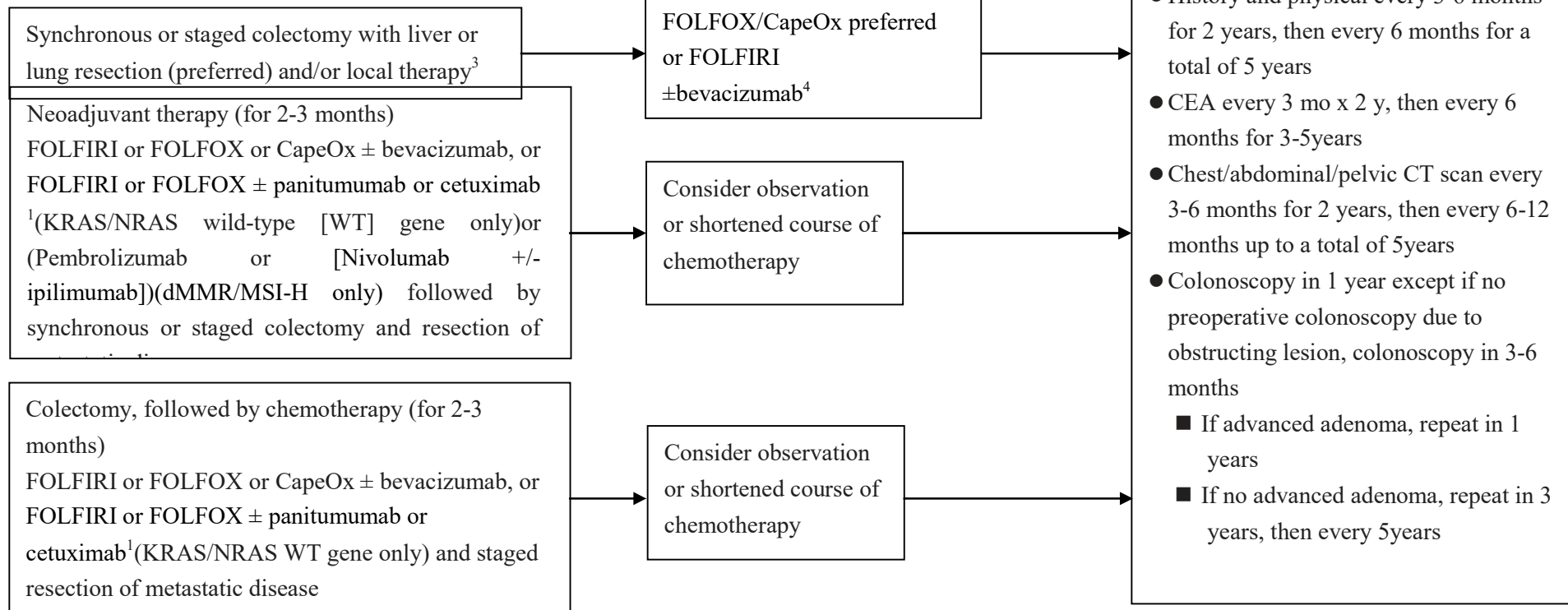
### TREATMENT

Resectable synchronous liver and/or lung metastases only

### ADJUVANT THERAPY

Resectable metastatic disease  
6 months peri-OP treatment preferred<sup>2</sup>

### SURVEILLANCE



<sup>1</sup>There are conflicting data regarding the use of FOLFOX + cetuximab in patients who have potentially resectable liver metastases. <sup>2</sup>Total duration of perioperative chemotherapy should not exceed 6 months. <sup>3</sup>Resection is preferred over locally ablative procedures (eg, image-guided ablation or SBRT). However, these local techniques can be considered for liver oligometastases

<sup>4</sup>BMC Cancer. 2010 Oct 11;10:545. A randomized two arm phase III study in patients post radical resection of liver metastases of colorectal cancer to investigate bevacizumab in combination with capecitabine plus oxaliplatin (CAPOX) vs CAPOX alone as adjuvant treatment.

## Unresectable synchronous liver and/or lung metastases only

### TREATMENT

Unresectable synchronous liver and/or lung metastases only

Systemic therapy (FOLFIRI or FOLFOX or CapeOX ± bevacizumab, or FOLFIRI or FOLFOX or **FOLFIRINOX** ± panitumumab or cetuximab [KRAS /NRAS WT gene only] or **FOLFIRINOX** ± bevacizumab)  
[Nivolumab +/-ipilimumab] or **Pembrolizumab (preferred)** (dMMR/MSI-H only)  
Consider colon resection only if imminent risk of obstruction or

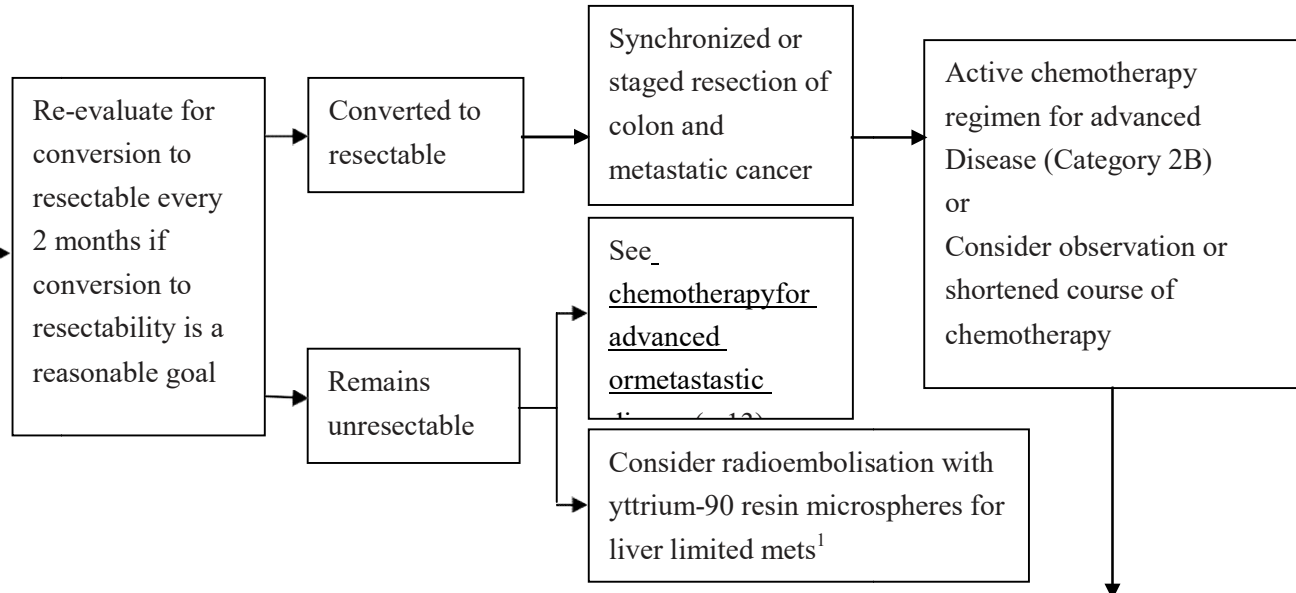
### SURVEILLANCE

If patient stage IV, no evidence of disease (NED):

- History and physical every 3-6 months for 2 years, then every 6 months for a total of 5 years
- CEA every 3 months for 2 years, then every 6 months for 3-5 years
- Chest/abdominal/pelvic CT scan every 3-6 months for 2 years, then every 6-12 months up to a total of 5 years
- Colonoscopy in 1 year except if no preoperative colonoscopy due to obstructing lesion, colonoscopy in 3-6 months
  - If advanced adenoma, repeat in 1 year
  - If no advanced adenoma, repeat in 3 years, then every 5 years

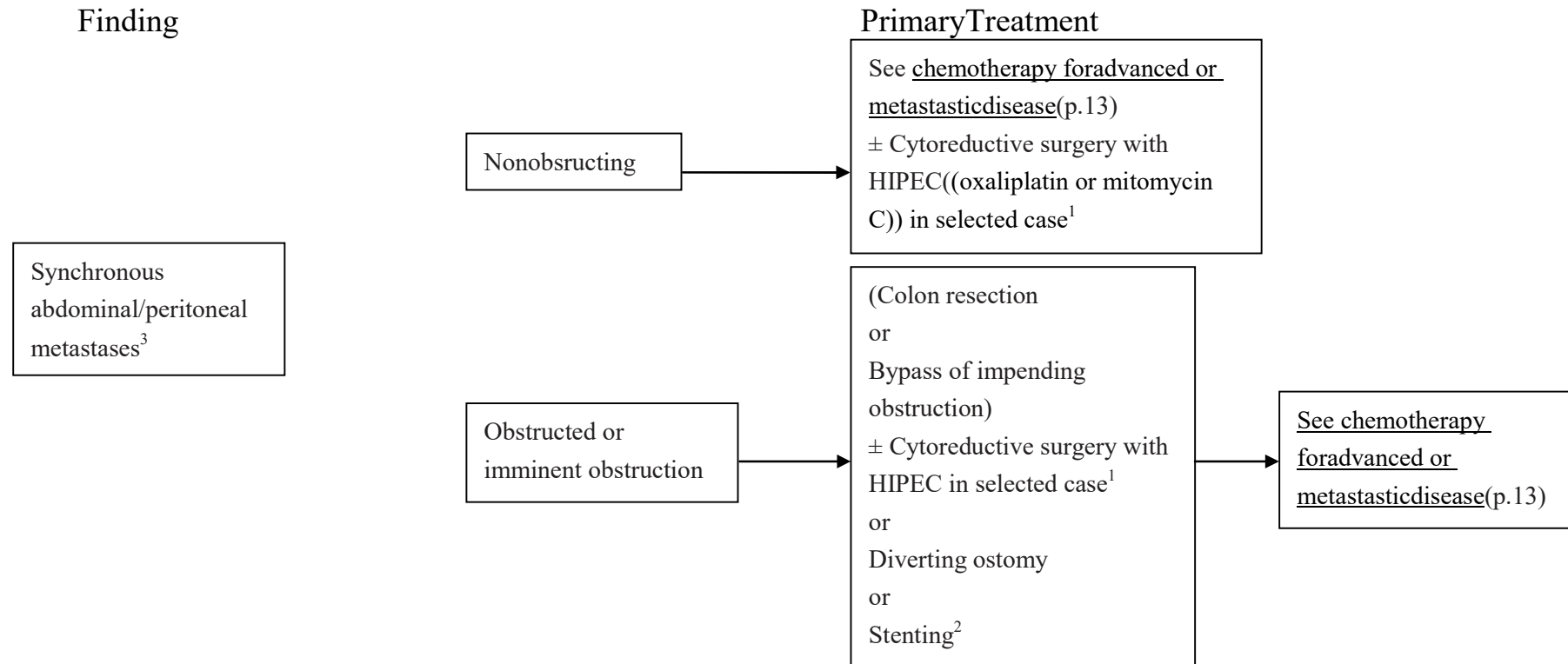
### ADJUVANT THERAPY

6 months peri-OP treatment preferred



<sup>1</sup>Not documented in NCCN guideline 2015 v2 but in ESMO guideline 2014 (evidence grade IVB). Also refer to reference [9]

## Synchronous abdominal/peritoneal metastases

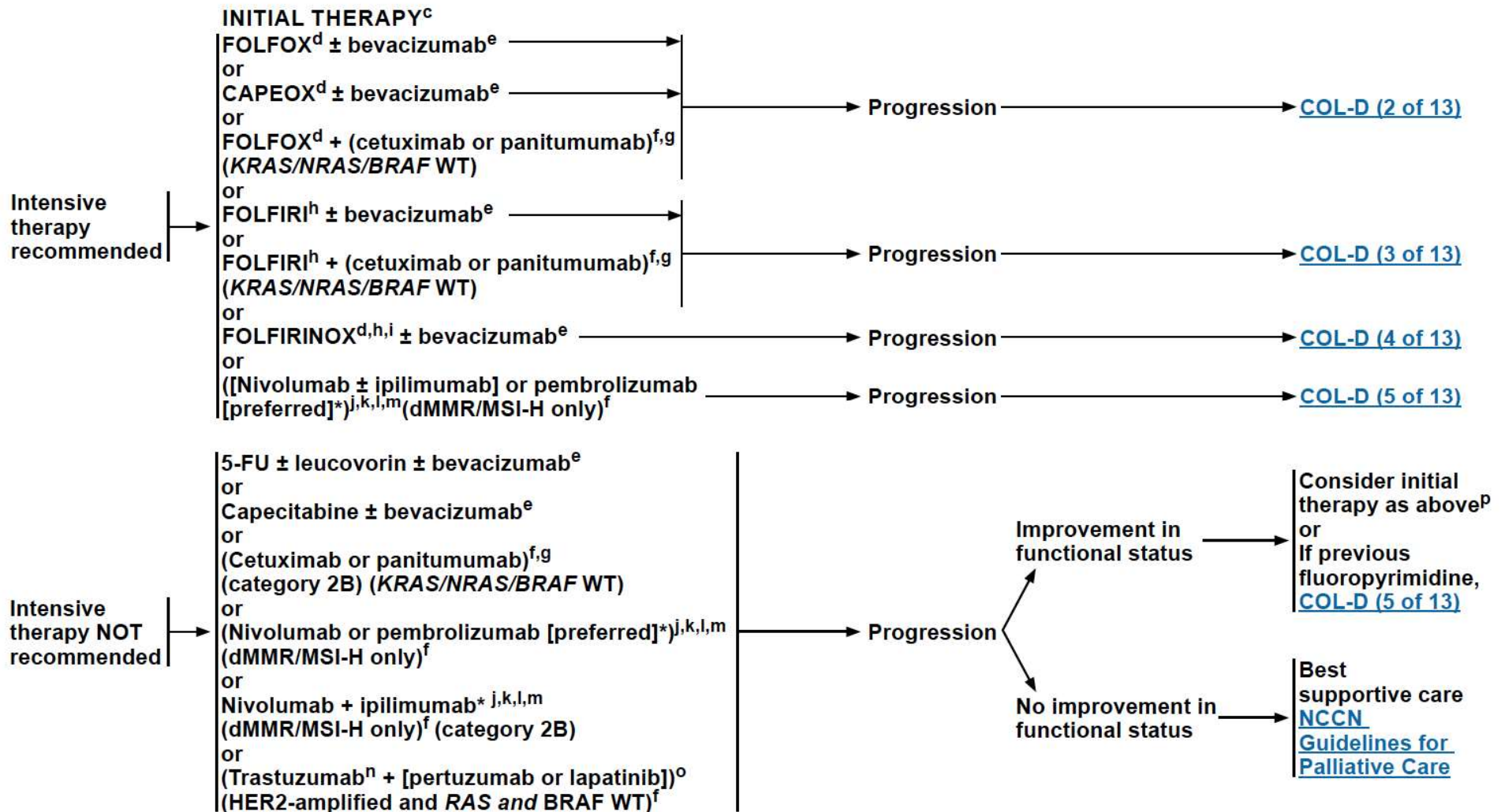


<sup>1</sup>HIPEC = Hyperthermic Intraperitoneal Chemotherapy; Not documented in NCCN guideline 2015 v2 but in ESMO guideline 2014 (evidence grade IVB). Also refer to Reference [7], [8]

<sup>2</sup>Not available in VGHS now

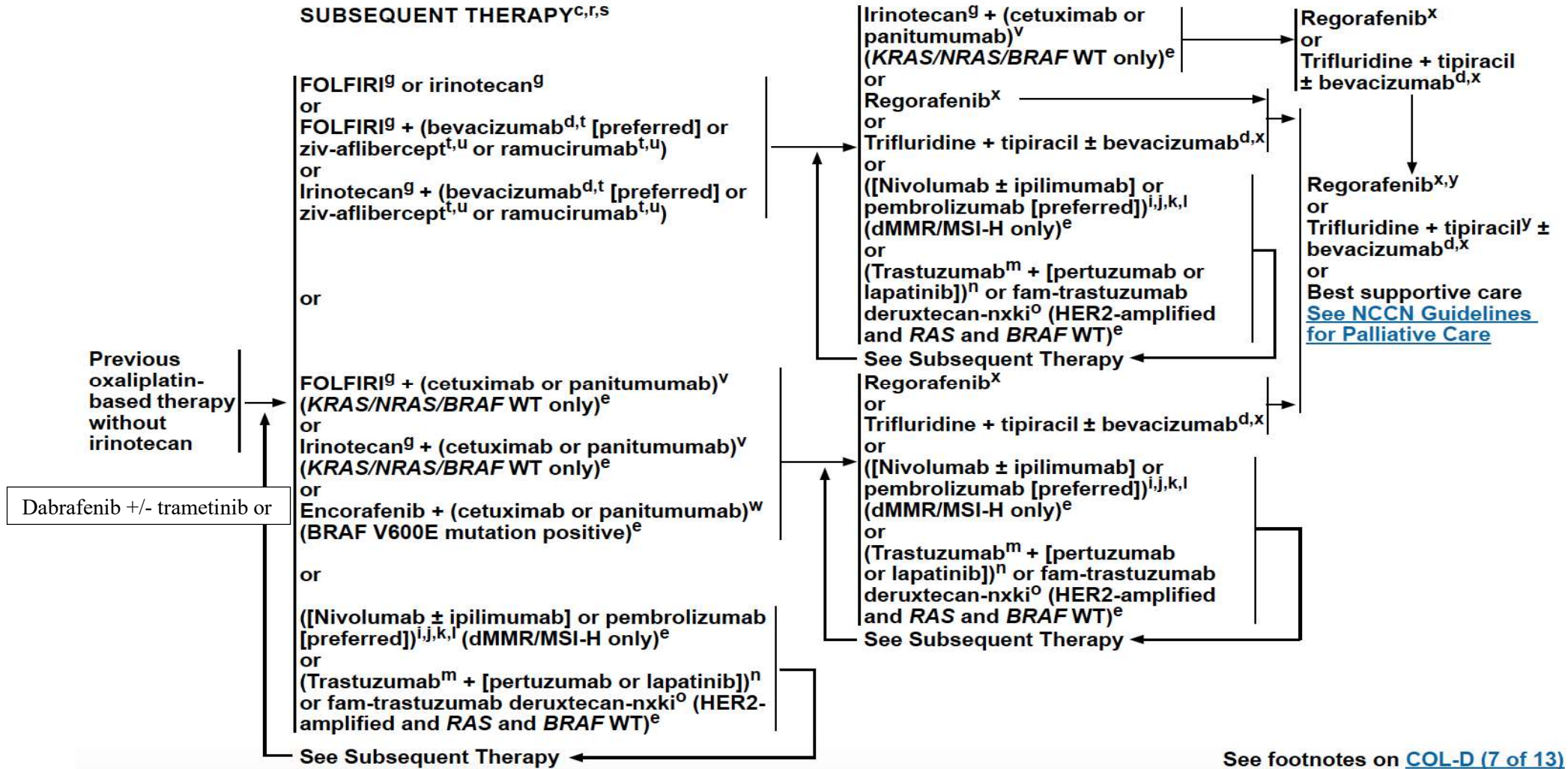
<sup>3</sup>Aggressive cytoreductive debulking and/or intraperitoneal chemotherapy are not recommended outside the setting of a clinical trial. If R0 resection can be achieved, surgical resection of isolated peritoneal disease may be considered at experienced centers.

## Chemotherapy for advanced or metastatic disease (1 of 4)



## Chemotherapy for advanced or metastatic disease (1 of 4)

### SUBSEQUENT THERAPY<sup>C,I,S</sup>



## Chemotherapy for advanced or metastatic disease (1 of 4)

### CONTINUUM OF CARE - SYSTEMIC THERAPY FOR ADVANCED OR METASTATIC DISEASE<sup>a,b,q</sup>

#### SUBSEQUENT THERAPY<sup>c,r,s</sup>

FOLFOX or CAPEOX  
or  
FOLFOX + bevacizumab<sup>d</sup>  
or  
CAPEOX + bevacizumab<sup>d</sup>  
or  
FOLFOX +  
(cetuximab or panitumumab)<sup>v</sup>  
(*KRAS/NRAS/BRAF* WT only)<sup>e</sup>

or

Irinotecan<sup>g</sup> +  
(cetuximab or panitumumab)<sup>v</sup>  
(*KRAS/NRAS/BRAF* WT only)<sup>e</sup>  
or  
Encorafenib +  
(cetuximab or panitumumab)<sup>w</sup>  
(*BRAF* V600E mutation positive)<sup>e</sup>

or

([Nivolumab ± ipilimumab] or pembrolizumab  
[preferred])<sup>i,j,k,l</sup> (dMMR/MSI-H only)<sup>e</sup>  
or  
(Trastuzumab<sup>m</sup> + [pertuzumab or lapatinib])<sup>n</sup>  
or fam-trastuzumab deruxtecan-nxki<sup>o</sup>  
(HER2-amplified and *RAS* and *BRAF* WT)<sup>e</sup>

See Subsequent Therapy ←

Irinotecan<sup>g</sup> + (cetuximab or panitumumab)<sup>v</sup>  
(*KRAS/NRAS/BRAF* WT only)<sup>e</sup>

Regorafenib<sup>x</sup>  
or  
Trifluridine + tipiracil ± bevacizumab<sup>d,x</sup>  
or  
([Nivolumab ± ipilimumab] or pembrolizumab  
[preferred])<sup>i,j,k,l</sup> (dMMR/MSI-H only)<sup>e</sup>  
or  
(Trastuzumab<sup>m</sup> + [pertuzumab or lapatinib])<sup>n</sup>  
or fam-trastuzumab deruxtecan-nxki<sup>o</sup>  
(HER2-amplified and *RAS* and *BRAF* WT)<sup>e</sup>

See Subsequent Therapy ←

FOLFOX or CAPEOX  
or  
([Nivolumab ± ipilimumab]  
or pembrolizumab [preferred])<sup>i,j,k,l</sup>  
(dMMR/MSI-H only)<sup>e</sup>  
or  
(Trastuzumab<sup>m</sup> + [pertuzumab  
or lapatinib])<sup>n</sup> or fam-trastuzumab  
deruxtecan-nxki<sup>o</sup> (HER2-amplified  
and *RAS* and *BRAF* WT)<sup>e</sup>

See Subsequent Therapy ←

Regorafenib<sup>x</sup>  
or  
Trifluridine + tipiracil  
± bevacizumab<sup>d,x</sup>

Regorafenib<sup>x</sup>  
or  
Trifluridine  
+ tipiracil ±  
bevacizumab<sup>d,x</sup>

Regorafenib<sup>x,y</sup>  
or  
Trifluridine  
+ tipiracil<sup>y</sup> ±  
bevacizumab<sup>d,x</sup>  
or  
Best supportive  
care  
[See NCCN  
Guidelines for  
Palliative Care](#)

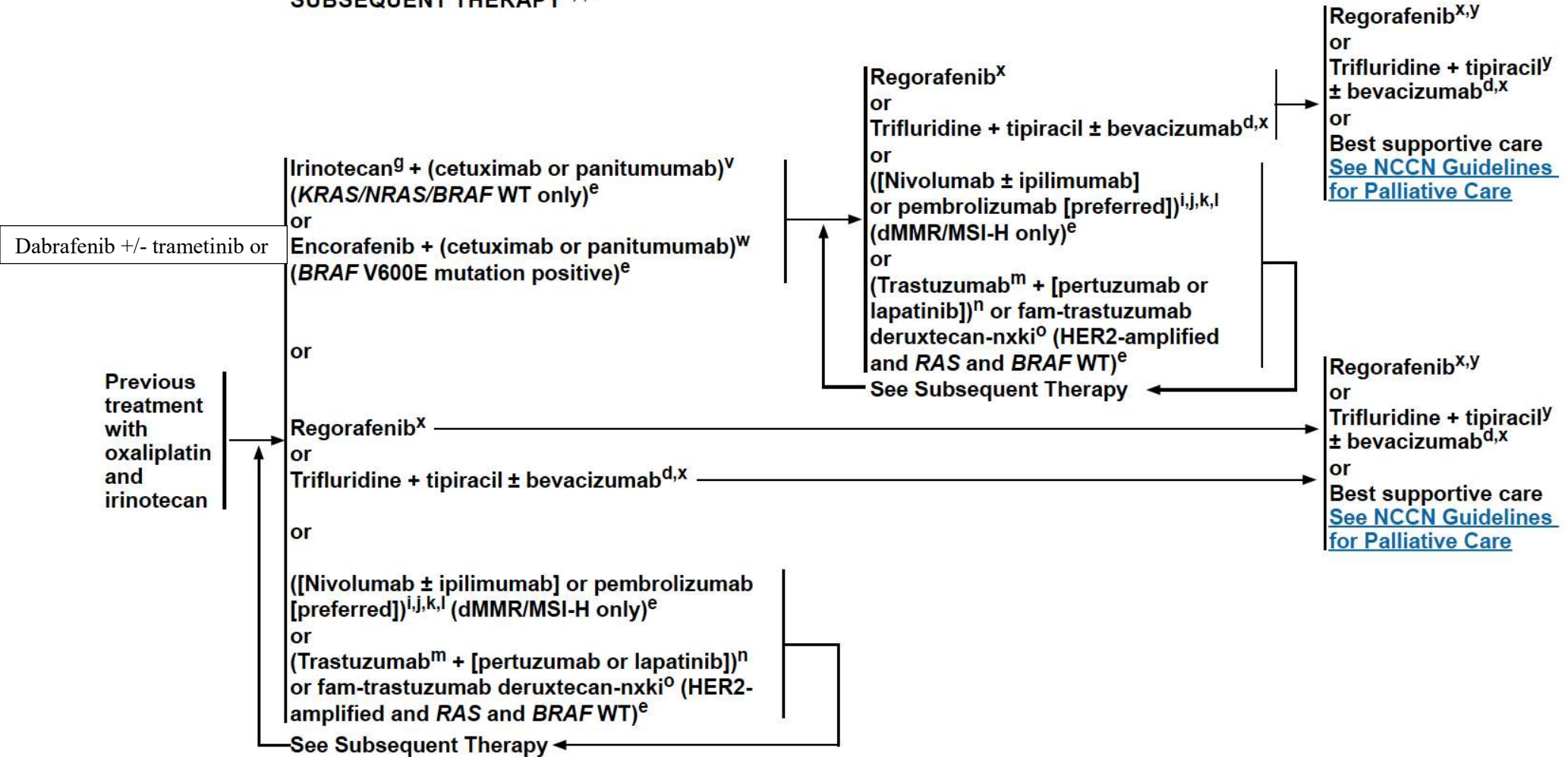
Previous  
irinotecan-  
based therapy  
without  
oxaliplatin

Dabrafenib +/- trametinib or

See footnotes on [COL-D \(7 of 13\)](#)

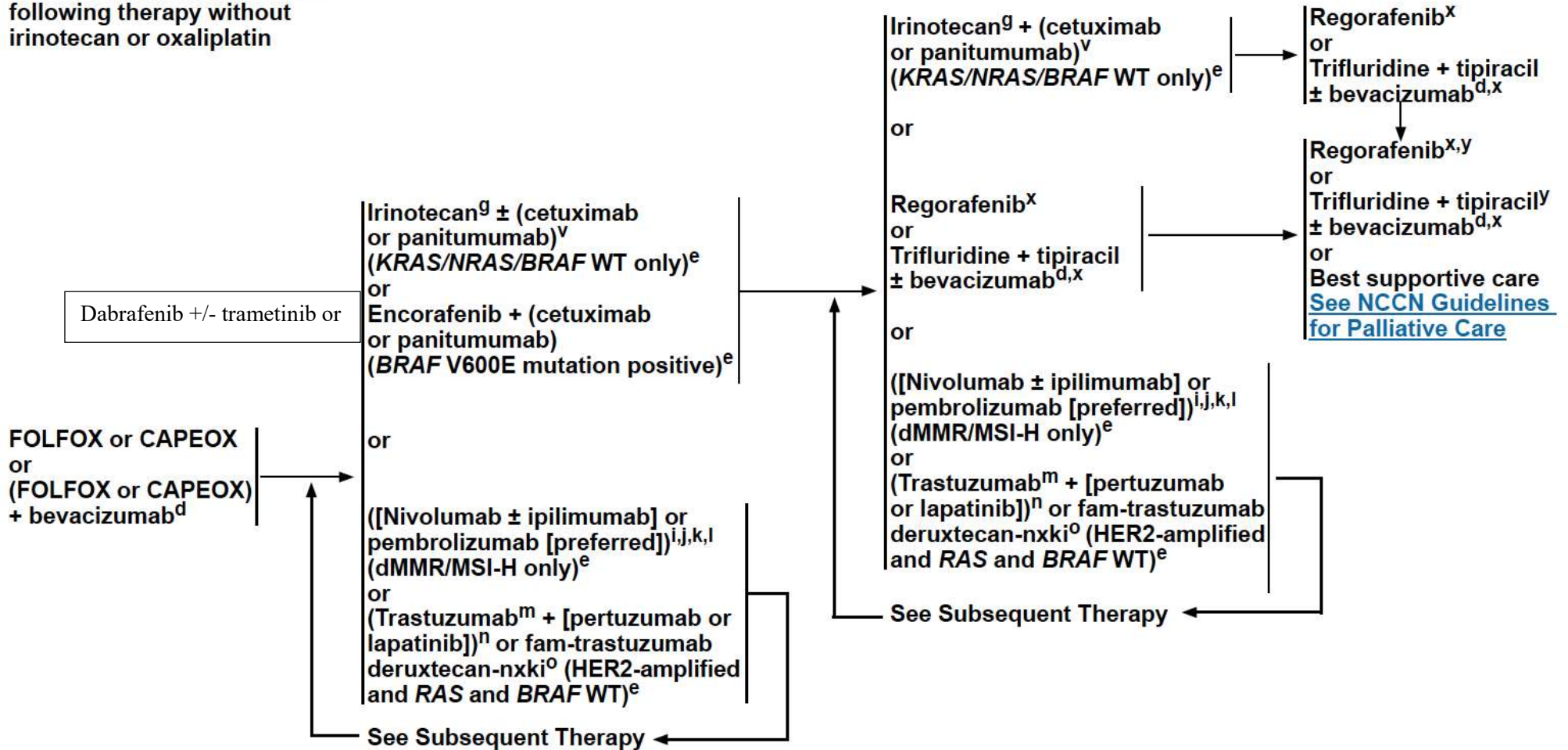
## Chemotherapy for advanced or metastatic disease (1 of 4)

### SUBSEQUENT THERAPY<sup>c,r,s</sup>



## Chemotherapy for advanced or metastatic disease (1 of 4)

**SUBSEQUENT THERAPY<sup>c,r,s</sup>**  
following therapy without  
irinotecan or oxaliplatin





## **Chemotherapy for advanced or metastatic disease (2 of 4)**

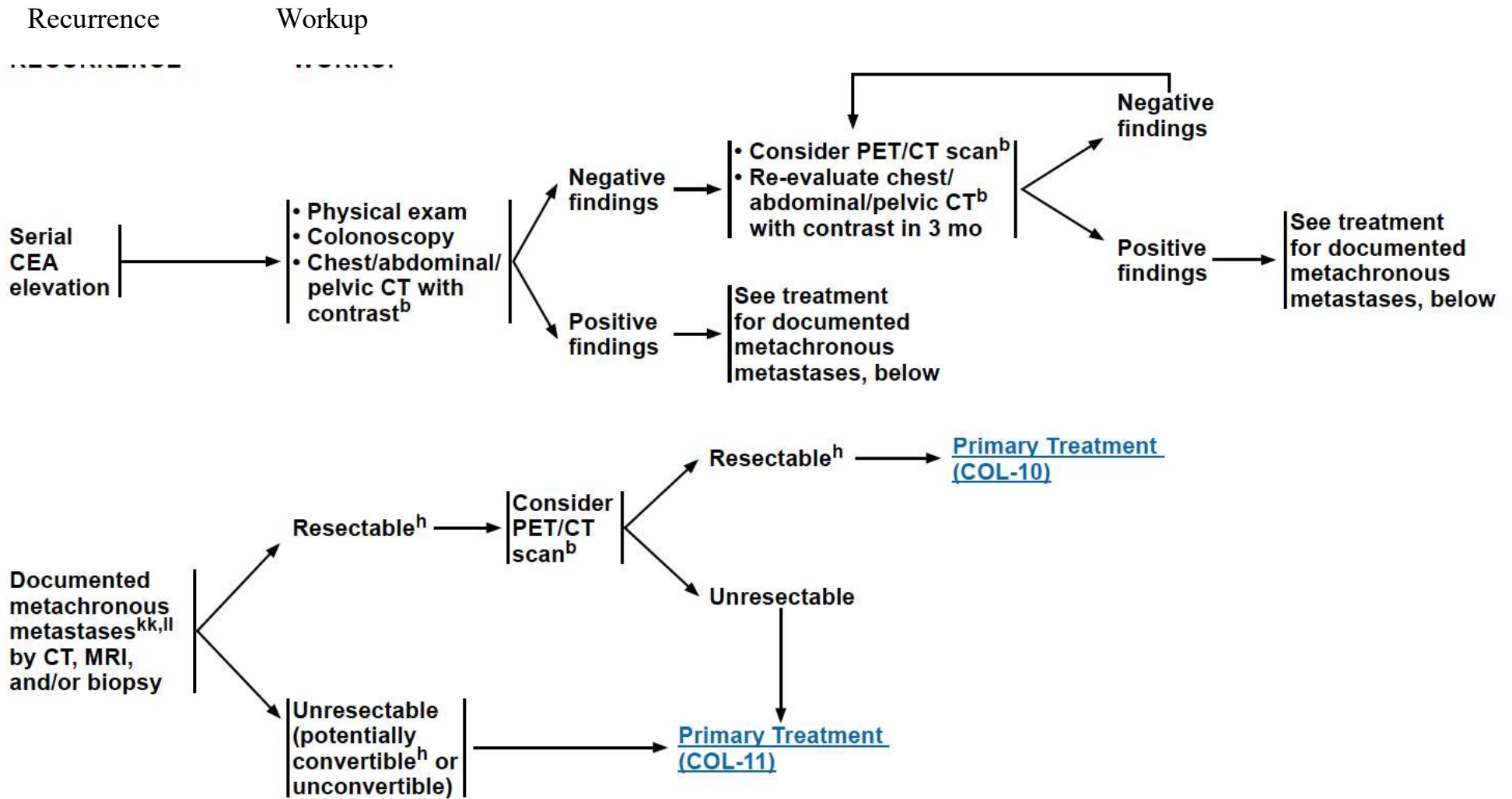
Initial therapy

Subsequent Therapy

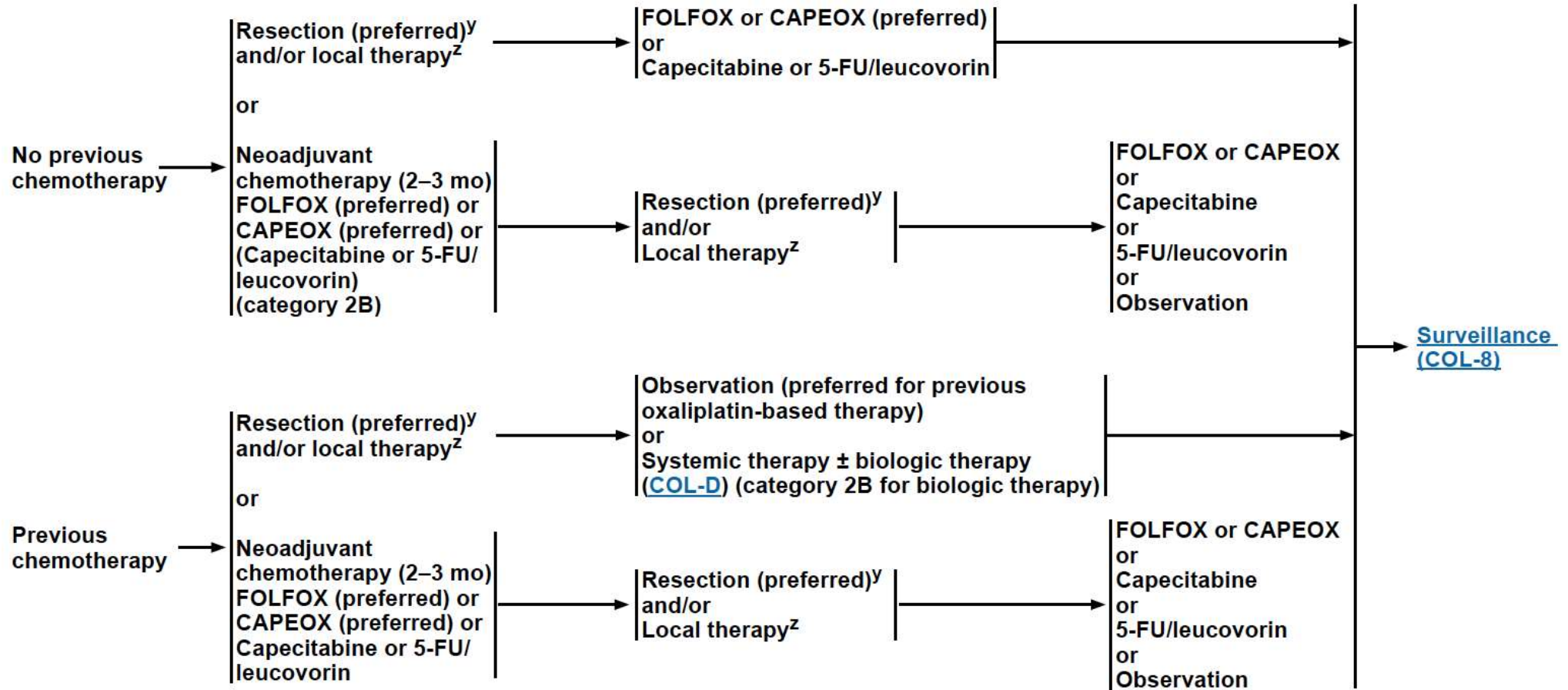
## **Chemotherapy for advanced or metastatic disease (3 of 4)**

## **Chemotherapy for advanced or metastatic disease (4 of 4)**

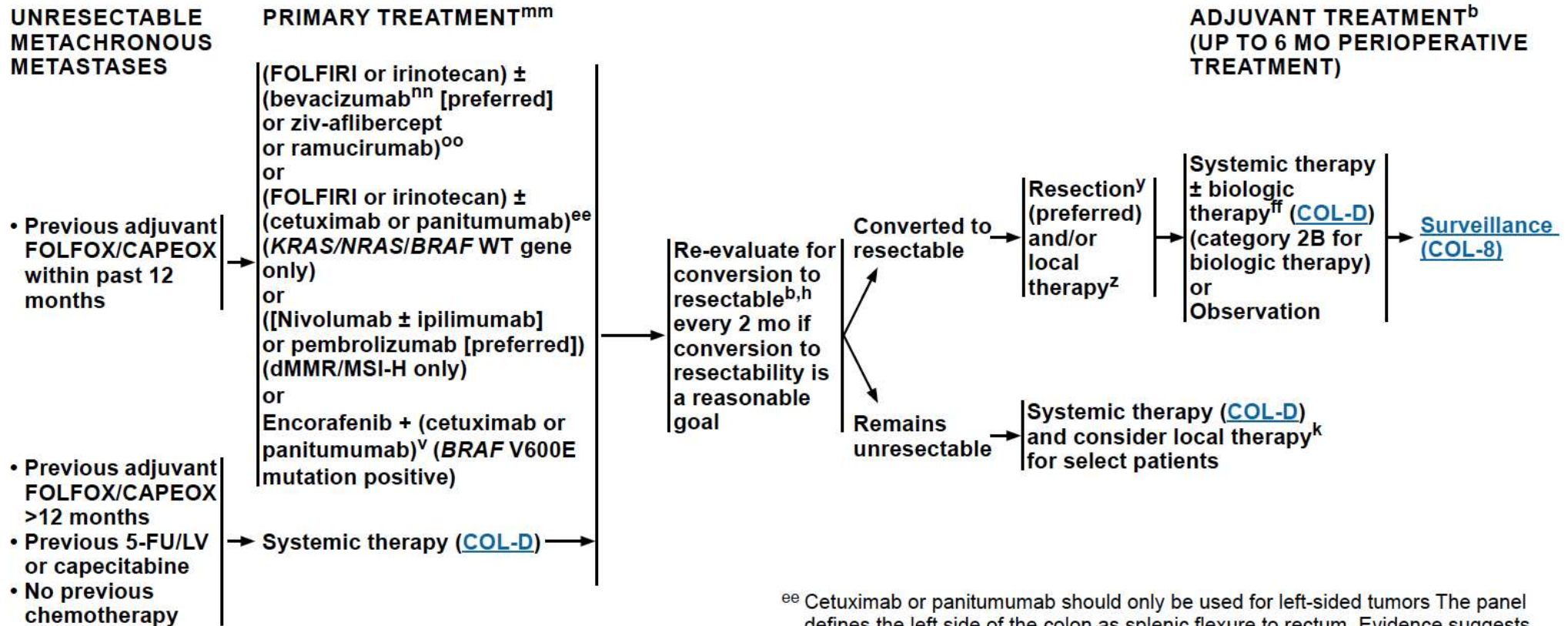
## Workup for recurrence



## Resectable metachronous metastases



## Unresectable metachronous metastases



<sup>ee</sup> Cetuximab or panitumumab should only be used for left-sided tumors. The panel defines the left side of the colon as splenic flexure to rectum. Evidence suggests

## Principles of Chemotherapy

### LV Dosage:

Leucovorin 400 mg/m<sup>2</sup> is the equivalent of levoleucovorin 200 mg/m<sup>2</sup>

### Chemotherapy for Advanced/Metastatic disease

All CRC chemotherapy regimens according to patient's condition and guidelines

NHI regulation:

Bevacizumab combine with Irinotecan base or 5-FU base regimens at the 1<sup>st</sup> line treatment

Cetuximab combine with Irinotecan or oxaliplatin base regimens at the 1<sup>st</sup> line & the 3<sup>rd</sup> line treatment

Panitumumab combine with Irinotecan or oxaliplatin base regimens at the 1<sup>st</sup> line treatment

Regorafenib at the third/fourth[K-ras wild type] line treatment

### Adjuvant Chemotherapy Regimen

Oxaliplatin base (including mFOLFOX6, CapeOX, FLOX)

5-FU base chemotherapy (IV form 5-FU, Capecitabine, Ufur/LV)

NHI regulation:

Oxaliplatin: Stage III colon cancer

Xeloda: Stage III colon cancer, stage IV colorectal cancer

5-FU/LV: High risk stage II, stage III and stage IV colorectal cancer

Ufur/LV: High risk stage II, stage III and stage IV colorectal cancer

## Chemotherapy Regimens for Advanced/Metastatic Disease (1 of3)

<b>FOLFOX</b>
<i>mFOLFOX6 (may add with Bevacizumab/Panitumumab/Cetuximab)</i>
Oxaliplatin 85 mg/m <sup>2</sup> IV over 2 hours, day 1 Leucovorin 400 mg/m <sup>2</sup> IV over 2 hours, day 1 5-FU 400 mg/m <sup>2</sup> IV bolus on day 1, then 1200 mg/m <sup>2</sup> /day x 2 days (total 2400 mg/m <sup>2</sup> over 46–48 hours) IV continuous infusion Repeat every 2 weeks
<i>CapeOX(may add with Bevacizumab)</i>
Oxaliplatin 130 mg/m <sup>2</sup> IV over 2 hours, day 1 Capecitabine 850–1000mg/m <sup>2</sup> twice daily PO for 14 days Repeat every 3 weeks
<b>FOLFIRI</b> <i>(may add with Bevacizumab/Panitumumab/Cetuximab/Ziv-aflibercept/Ramucirumab)</i>
Irinotecan 180 mg/m <sup>2</sup> IV over 30–90 minutes, day 1 Leucovorin* 400 mg/m <sup>2</sup> IV infusion to match duration of irinotecan infusion, day 1 5-FU 400 mg/m <sup>2</sup> IV bolus day 1, then 1200 mg/m <sup>2</sup> /day x 2 days (total 2400 mg/m <sup>2</sup> over 46–48 hours) continuous infusion Repeat every 2 weeks
<b>FOLFIRINOX</b> <i>(may add with Bevacizumab)</i>
Irinotecan 165 mg/m <sup>2</sup> IV day 1, oxaliplatin 85 mg/m <sup>2</sup> day 1, leucovorin 400 mg/m <sup>2</sup> day 1, fluorouracil 1600 mg/m <sup>2</sup> /day x 2 days (total 3200 mg/m <sup>2</sup> over 48 hours) continuous infusion starting on day 1. Repeat every 2 weeks

<b>TARGET THERAPY</b>
Repeat every 2 weeks (unless additional mention)
+ <i>Bevacizumab</i>
Bevacizumab 5 mg/kg IV, day 1 or Bevacizumab 7.5 mg/kg IV, day 1 (for Capecitabine based)
+ <i>Panitumumab (KRAS/NRAS WT gene only)</i>
Panitumumab 6 mg/kg IV over 60 minutes, day 1
+ <i>Cetuximab (KRAS/NRAS WT gene only)</i>
Cetuximab 400 mg/m <sup>2</sup> IV over 2 hours first infusion, then 250 mg/m <sup>2</sup> IV over 60 minutes weekly or Cetuximab 500 mg/m <sup>2</sup> IV over 2 hours, day 1
+ <i>Ziv-aflibercept (FOLFIRI)</i>
Ziv-aflibercept 4 mg/kg IV, day 1
+ <i>Ramucirumab<sup>2</sup> (FOLFIRI)</i>
Ramucirumab 8mg/kg over 60 minutes, day 1
+ <i>Regorafenib (Single use or with FOLFIRI<sup>3</sup>)</i>
Regorafenib 160 mg PO daily days 1-21 Repeat every 28 days
<i>Trifluridine + tipiracil<sup>2</sup></i>
35mg/m <sup>2</sup> up to a Max doas of 80 mg per dose (based on trifluridine component) PO twice daily days 1-5 and 8-12 repeat every 28 days



## Chemotherapy Regimens for Advanced/Metastatic Disease (2 of3)

<b>Bolus or infusional 5-FU/leucovorin</b>	<b>Irinotecan based</b>
<i>Roswell Park regimen</i>	<i>IROX</i>
Leucovorin 500 mg/m <sup>2</sup> IV over 2 hours, days 1, 8, 15, 22, 29, and 36 5-FU 500 mg/m <sup>2</sup> IV bolus 1 hour after start of leucovorin, days 1, 8, 15, 22, 29, and 36 Repeat every 8 weeks	Oxaliplatin 85 mg/m <sup>2</sup> IV over 2 hours, followed by irinotecan 200 mg/m <sup>2</sup> over 30-90 minutes every 3 weeks
<i>Simplified biweekly infusional 5-FU/LV (sLV5FU2)</i>	<i>Irinotecan (may add with Cetuximab)</i>
Leucovorin 400 mg/m <sup>2</sup> IV over 2 hours on day 1, followed by 5-FU bolus 400 mg/m <sup>2</sup> and then 1200 mg/m <sup>2</sup> /day x 2 days (total 2400 mg/m <sup>2</sup> over 46-48 hours) continuous infusion Repeat every 2 weeks	Irinotecan 125 mg/m <sup>2</sup> IV over 30-90 minutes, days 1 and 8 Repeat every 3weeks or Irinotecan 180 mg/m <sup>2</sup> IV over 30-90 minutes, day1 Repeat every 2weeks or Irinotecan 300-350 mg/m <sup>2</sup> IV over 30-90 minutes, day 1 Repeat every 3weeks
<i>Weekly</i>	
Leucovorin 20 mg/m <sup>2</sup> IV over 2 hours on day 1, 5-FU 500 mg/m <sup>2</sup> IV bolus injection 1 hour after the start of leucovorin. Repeat weekly. 5-FU 2600 mg/m <sup>2</sup> by 24-hour infusion plus leucovorin 500 mg/m <sup>2</sup> . Repeat every week ( <i>AIO regimen</i> <sup>4</sup> : lecovorin 500 mg/m <sup>2</sup> in N/S 250ml over 2 hours followed by 5-FU 2600 mg/m <sup>2</sup> in N/S 500ml by 24-hour infusion weekly x6 and 2 weeks off, repeat every 8 weeks)	
	<b>Capecitabine (may add with Bevacizumab)</b>
	850–1250 mg/m <sup>2</sup> PO twice daily, days 1–14 Repeat every 3 weeks
<i>Mayo Clinic regimen</i> <sup>4</sup>	<b>Ufur/LV</b> <sup>1</sup>
Leucovorin 20 mg/m <sup>2</sup> /day IV over 30 minutes followed by 5-FU IV bolus 425 mg/m <sup>2</sup> /day x 5 days. Repeat every 5 weeks	Leucovorin 20-30 mg/m <sup>2</sup> + Ufur 300-500 mg/ m <sup>2</sup> PO at day 1 to 28 in every 35 days

## Chemotherapy Regimens for Advanced/Metastatic Disease (3 of3)

Modified regimen for CRS@VGHKS	IO
<i>modified mFOLFOX</i>	<i>Nivolumab + ipilimumab</i>
Oxaliplatin 85-100 mg/ m <sup>2</sup> IV over 3 hours on day 1 Leucovorin 200 mg/ m <sup>2</sup> IV over 1 hours after Oxaliplatin on day 1 5-FU 2600 mg/m <sup>2</sup> IV continuous infusion over 18 hours (start on day 1) Repeat every 2 weeks	Nivolumab 3 mg/kg (30 minute IV infusion) and ipilimumab 1 mg/kg (30 minute IV infusion) once every 3 weeks for four doses, then nivolumab 3 mg/kg IV or nivolumab 240 mg IV every 2 weeks.
<i>modified FOLFIRI</i>	
Irinotecan 180 mg/m <sup>2</sup> IV over 90 minutes, day 1 Leucovorin 200 mg/m <sup>2</sup> IV infusion for 1 hours after irinotecan infusion, day 1 5-FU 2400-3000 mg/m <sup>2</sup> continuous infusion over 18 hours (start on day 1) Repeat every 2 weeks	
<i>modified AIO regimen</i>	
leucovorin 250 mg/m <sup>2</sup> in N/S 250ml over 1 hours followed by 5-FU 2600 mg/m <sup>2</sup> in N/S 500ml by 18-hour infusion weekly x6 and 2 weeks off, repeat every 8 weeks	

<sup>1</sup>Japanese regimen, is the equivalent of 5-FU/LV or capecitabine in adjuvant and advanced/metastatic therapy. Also refer to Reference[4], [5] and [6]

<sup>2</sup>Not available in routine practice in Taiwan now

<sup>3</sup>As third/fourth line chemotherapy for advanced/metastatic disease, based on reference[10]

<sup>4</sup>At VGHKS

## Chemotherapy Regimens for Adjuvant Therapy (1 of 2)

<b>mFOLFOX<sup>3</sup></b>	<b>5-FU/leucovorin</b>
Oxaliplatin 85 mg/m <sup>2</sup> IV over 2 hours, day 1 Leucovorin 400 mg/m <sup>2</sup> IV over 2 hours, day 1 5-FU 400 mg/m <sup>2</sup> IV bolus on day 1, then 1200 mg/m <sup>2</sup> /day x 2 days (total 2400 mg/m <sup>2</sup> over 46–48 hours) IV continuous infusion Repeat every 2 weeks	<i>Rosewell Park regimen (?)</i>  Leucovorin 500 mg/m <sup>2</sup> given as a 2-hour infusion and repeated weekly x 6. 5-FU 500 mg/m <sup>2</sup> given bolus 1 hour after the start of leucovorin and repeated weekly x 6. Every 8 weeks for 4 cycles
<b>FLOX<sup>2</sup></b>	<i>Simplified biweekly infusional 5-FU/LV (sLV5FU2)</i>
5-FU 500 mg/m <sup>2</sup> IV bolus weekly x 6 + leucovorin 500 mg/m <sup>2</sup> IV weekly x 6, each 8-week cycle x 3 with oxaliplatin 85 mg/m <sup>2</sup> IV administered on weeks 1, 3, and 5 of each 8-week cycle x 3	Leucovorin 400 mg/m <sup>2</sup> IV over 2 hours on day 1, followed by 5-FU bolus 400 mg/m <sup>2</sup> and then 1200 mg/m <sup>2</sup> /day x 2 days (total 2400 mg/m <sup>2</sup> over 46-48 hours) continuous infusion Repeat every 2 weeks
<b>Capecitabine</b>	
1250 mg/m <sup>2</sup> PO twice daily, days 1–14 every 3 weeks x 24 wks	
<b>CapeOX</b>	<i>AIO regimen<sup>4</sup></i>
Oxaliplatin 130 mg/m <sup>2</sup> IV over 2 hours, day 1 Capecitabine 850–1000mg/m <sup>2</sup> twice daily PO for 14 days Repeat every 3 weeks x 24 weeks	Leucovorin 500 mg/m <sup>2</sup> in N/S 250ml over 2 hours followed by 5-FU 2600 mg/m <sup>2</sup> in N/S 500ml by 24-hour infusion weekly x6 and 2 weeks off, repeat every 8 weeks
<b>Ufur/LV<sup>1</sup></b>	<i>Mayo Clinic regimen<sup>4</sup></i>
Leucovorin 20-30 mg/m <sup>2</sup> + Ufur 300-500 mg/ m <sup>2</sup> PO at day 1 to 28 in every 35 days	Leucovorin 20 mg/m <sup>2</sup> /day IV over 30 minutes followed by 5-FU IV bolus 425 mg/m <sup>2</sup> /day x 5 days. Repeat every 5 weeks

<sup>1</sup>Japanese regimen, is the equivalent of 5-FU/LV or capecitabine in adjuvant and advanced/metastatic therapy. Also refer to Reference[4], [5] and [6]

<sup>2</sup>FLOX is an alternative to FOLFOX or CapeOx but FOLFOX or CapeOx are preferred

<sup>3</sup>FOLFOX is reasonable for high-risk or intermediate-risk stage II patients and is not indicated for good- or average-risk patients with stage II colon cancer

<sup>4</sup>At VGHKS

## Chemotherapy Regimens for Adjuvant Therapy (2 of2)

<b>Modified regimen for CRS@VGHKS</b>
<i>modified mFOLFOX</i>
Oxaliplatin 85-100 mg/ m <sup>2</sup> IV over 3 hours on day 1 Leucovorin 200 mg/ m <sup>2</sup> IV over 1 hours after Oxaliplatin on day 1 5-FU 2600 mg/m <sup>2</sup> IV continuous infusion over 18 hours (start on day 1) Repeat every 2 weeks
<i>modified AIO regimen</i>
Lecovorin 250 mg/m <sup>2</sup> in N/S 250ml over 1 hours followed by 5-FU 2600 mg/m <sup>2</sup> in N/S 500ml by 18-hour infusion weekly x6 and 2 weeks off, repeat every 8 weeks

#### 癌症藥物停藥準則

1. 根據影像學檢查或臨床依據，針對目前癌症用藥反應效果不良者。
2. 癌症用藥期間，產生藥物不良反應者，或初次發生輕微藥物不良反應後，經調降劑量或處置，仍再次發生藥物不良或更嚴重之反應者。
3. 評估 **adverse effects(AEs)**分級為第三級以上或任何無法承受之併發症者。
4. 評估Eastern Cooperative Oncology Group(ECOG) Performance Status  $\geq 3$  者。
5. 經病人意願無法接受及配合持續治療，但經醫師解釋說明後，仍是無法接受癌症用藥或拒絕持續治療者。

## Reference

1. Major base on NCCN Colon Cancer Clinical Practice Guidelines Version1. 2021
2. ESMO Clinical Practice Guidelines 2014: Gastrointestinal cancers -- section: Metastatic Colorectal Cancer, Early Colon Cancer, Rectal Cancer and AnalCancer
3. NHI regulations for CRCchemotherapy
4. Efficacy of oral UFT as adjuvant chemotherapy to curative resection of colorectal cancer: multicenter prospective randomized trial. Kato T, Ohashi Y, Nakazato H, Koike A, Saji S, Suzuki H, Takagi H, Nimura Y, Hasumi A, Baba S, Manabe T, Maruta M, Miura K, Yamaguchi A. *Langenbecks Arch Surg.* 2002Mar;386(8):575-81.
5. The role of UFT in metastatic colorectal cancer. Bennouna J, Saunders M, Douillard JY. *Oncology.*2009;76(5):301-10.
6. Oral uracil and tegafur plus leucovorin compared with intravenous fluorouracil and leucovorin in stage II and III carcinoma of the colon: results from National Surgical Adjuvant Breast and Bowel Project Protocol C-06. Lembersky BC, Wieand HS, Petrelli NJ, O'Connell MJ, Colangelo LH, Smith RE, Seay TE, Giguere JK, Marshall ME, Jacobs AD, Colman LK, Soran A, Yothers G, Wolmark N. *J Clin Oncol.* 2006 May 1;24(13):2059-64.
7. *Dominique Elias et al.* Complete Cytoreductive Surgery Plus Intraperitoneal ChemohyperthermiaWith Oxaliplatin for Peritoneal Carcinomatosis of Colorectal Origin, *J Clin Oncol* 27:681-685.2008
8. *Vic J. Verwaal et al.* 8-Year Follow-up of Randomized Trial: Cytoreduction and Hyperthermic Intraperitoneal Chemotherapy Versus Systemic Chemotherapy in Patients with Peritoneal Carcinomatosis of Colorectal Cancer, *Annals of Surgical Oncology* 15(9):2426–2432.2008
9. *Hendlisz A, Van den Eynde M, Peeters M et al.* Phase III trial comparing protracted intravenous fluorouracil infusion alone or with yttrium-90 resin microspheres radioembolization for liver-limited metastatic colorectal cancer refractory to standard. *J Clin Oncol* 2010; 28:3687–3694.
10. *Chien-YuLu et al.* FOLFIRI and regorafenib combination therapy with dose escalation of irinotecan as fourth-line treatment for patients with metastatic colon cancer according to *UGT1A1* genotyping, *OncoTargets Ther.* 2014; 7:2143–2146

## Appendix and Additional Information

1. Dosage of irinotecan in mFOLFIRI + Avstin regimen could be titrated up to 260mg/m<sup>2</sup> in patient with 6TA/6TA in genotyping of UGT1A1. This is based on the ongoing reseach: **Prospective analysis of UGT1A1 promoter polymorphism for irinotecan dose escalation in metastatic colorectal cancer patients treated with bevacizumab combined with FOLFIRI as the first-line setting** by Dr. Wang