

高雄榮民總醫院

乳癌診療原則

2019年02月22日 第一版

乳癌醫療團隊擬訂

注意事項：這個診療原則主要作為醫師和其他保健專家診療癌症病人參考之用。假如你是一個癌症病人，直接引用這個診療原則並不恰當，只有你的醫師才能決定給你最恰當的治療。

修訂指引

- 本共識依下列參考資料修改版本
 - NCCN Clinical Practical Guidelines in Oncology™ Breast Cancer (**Version 4. 2019**)

〈停藥機制〉

- Progression: image ,tumor marker
- SAE:: severe side effect

會議討論

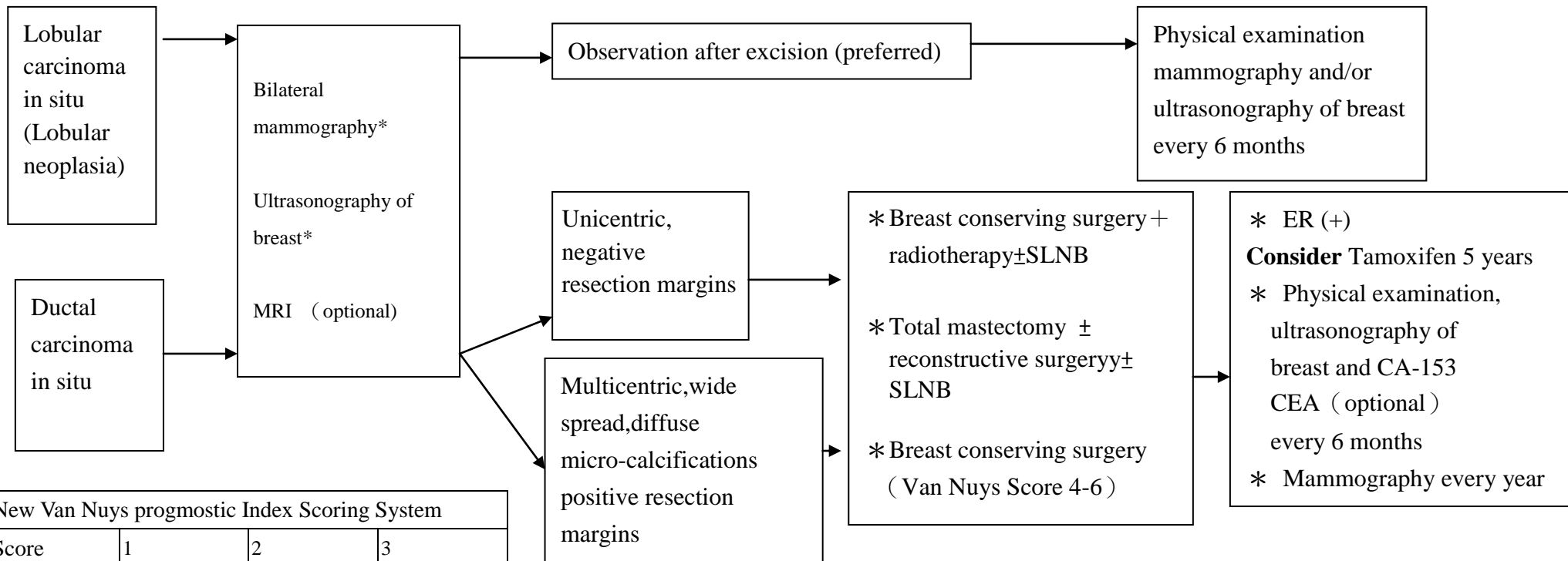

上次會議：2018/08/31

本共識與上一版的差異

上一版	新版
<p>1.乳癌標靶治療處方</p> <ul style="list-style-type: none">– Bevacizumab+Paclitaxol(D1&D15)– Bevacizumab+Paclitaxol(D8)– Mitoxantrone	<p>1.刪除乳癌標靶治療處方</p> <ul style="list-style-type: none">– Bevacizumab+Paclitaxol(D1&D15)– Bevacizumab+Paclitaxol(D8)– Mitoxantrone <p>2.新增乳癌標靶治療處方</p> <ul style="list-style-type: none">– Bevacizumab 2019/02/22 <p>3.診療指引癌症治療處方文獻出處修改更新</p>

Breast Cancer

Kaohsiung Veterans General Hospital
Clinical Practice Guideline 2019.01 Version



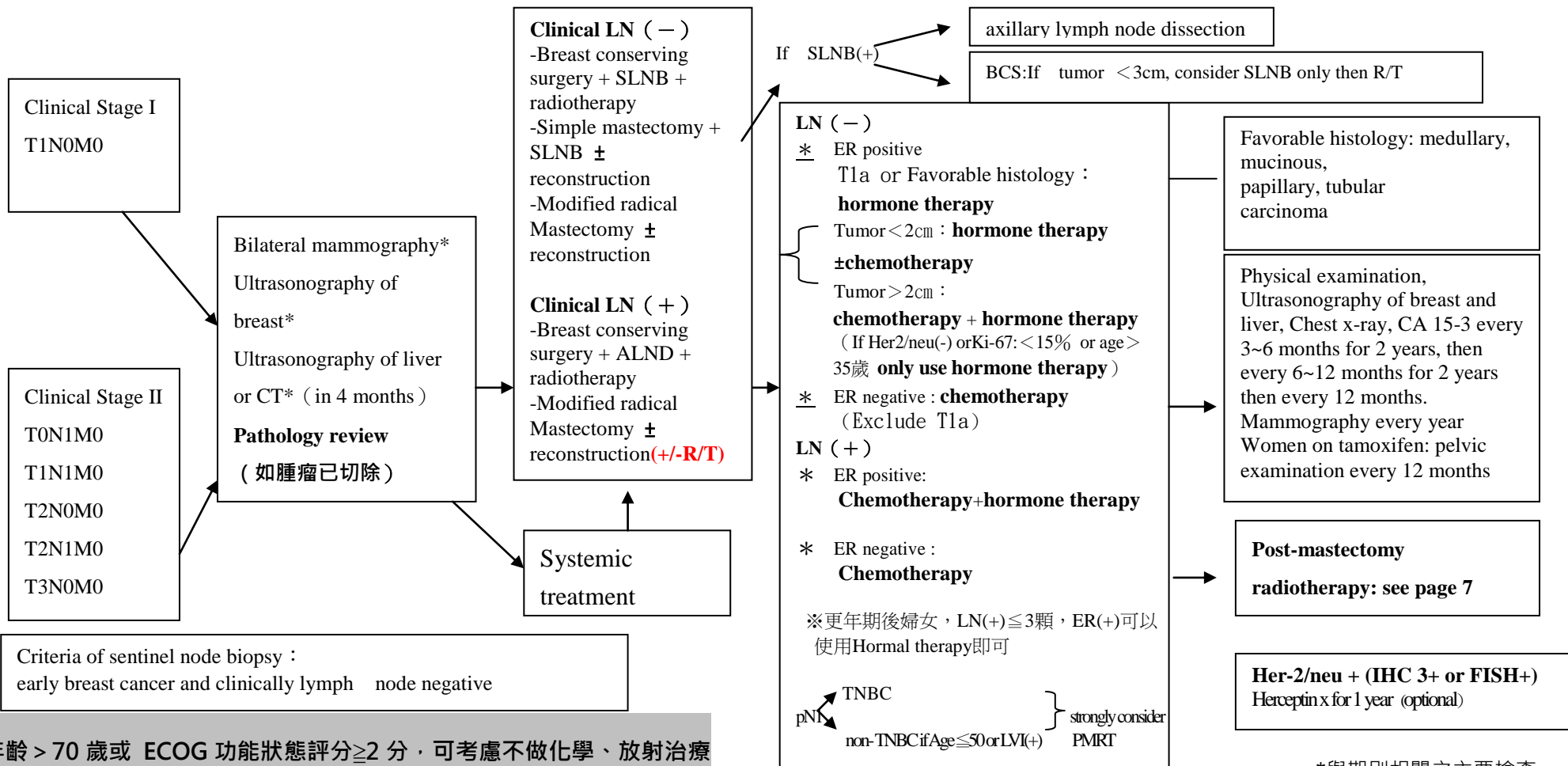
Score	1	2	3
Size	≤ 15mm	16-40mm	≥ 40mm
Margin width	≥ 10mm	1-9mm	< 1mm
Pathologic classification	Non-high-Grade w/o necrosis	Non-high-Grade with necrosis	High-grade With or w/o necrosis
Age	>60	40-60	<40

*與期別相關之主要檢查

Breast Cancer

**Kaohsiung Veterans General Hospital
Clinical Practice Guideline 2019.01 Version**

DIAGNOSIS	WORK-UP	PRIMARY TREATMENT	ADJUVANT TREATMENT	FOLLOW-UP
-----------	---------	-------------------	--------------------	-----------



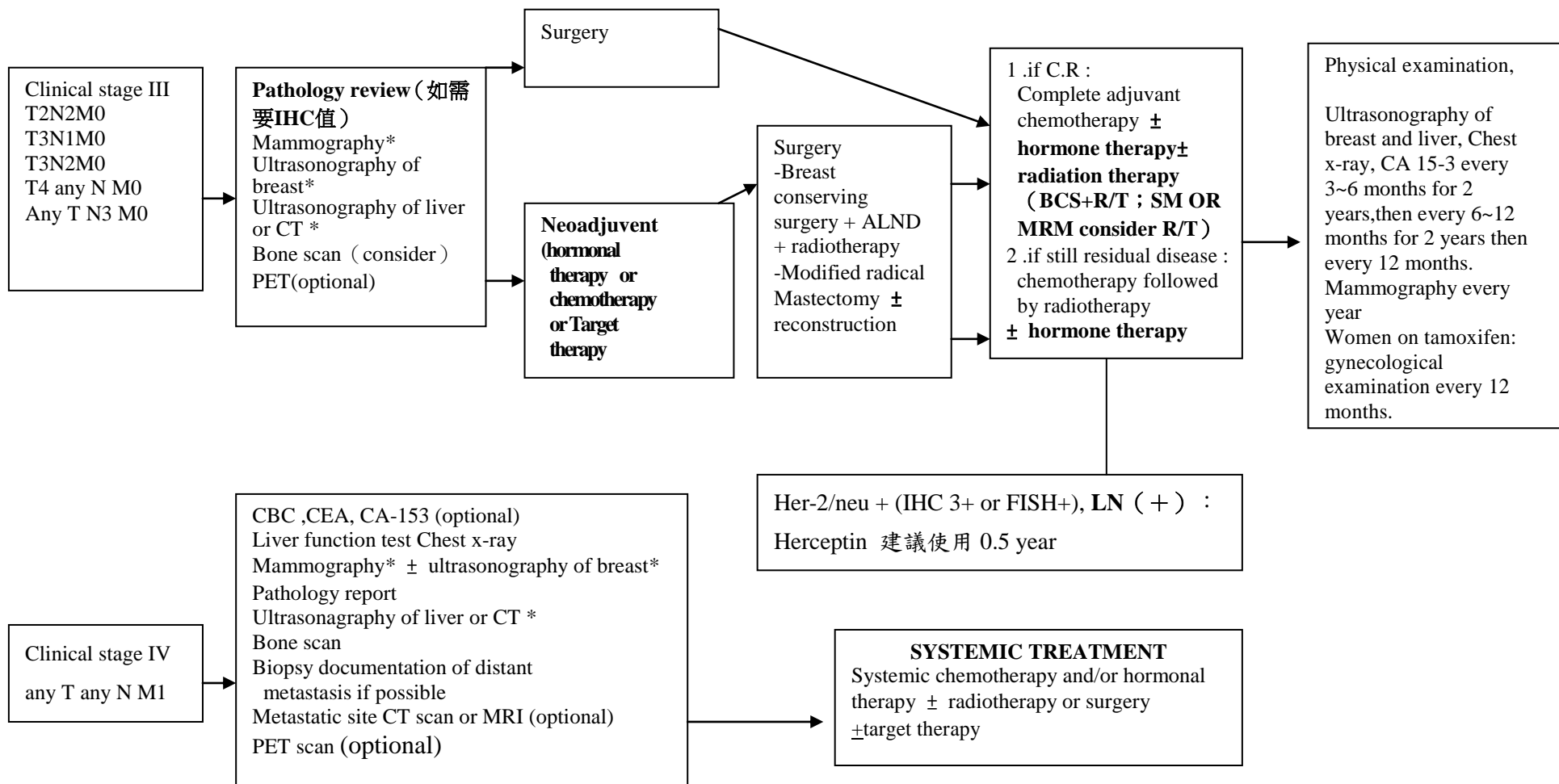
年齡 > 70 歲或 ECOG 功能狀態評分 ≥ 2 分，可考慮不做化學、放射治療

*與期別相關之主要檢查

Breast Cancer

Kaohsiung Veterans General Hospital
Clinical Practice Guideline 2019.01 Version

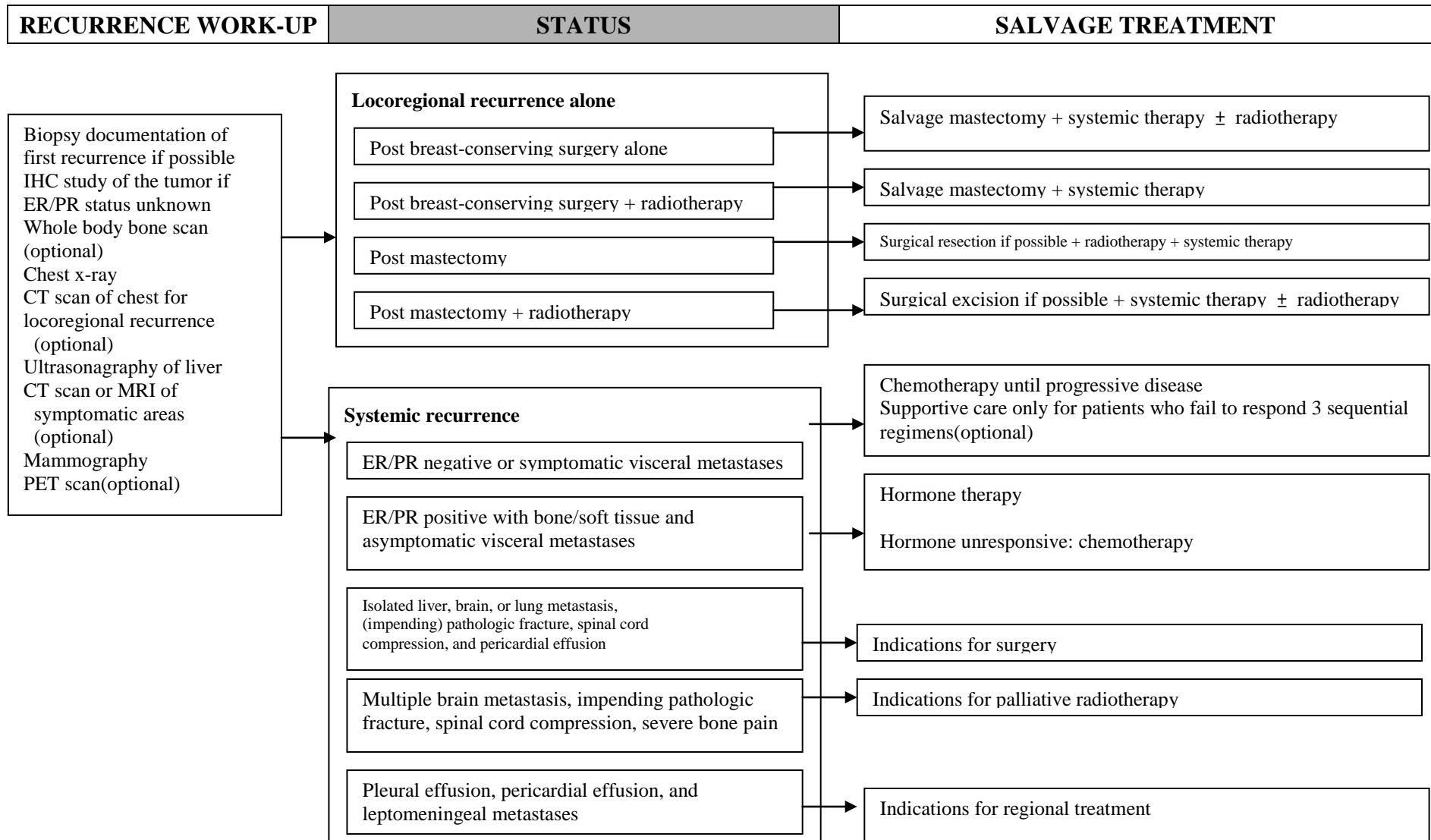
DIAGNOSIS	WORK-UP	PRIMARY TREATMENT	ADJUVANT TREATMENT	FOLLOW-UP
-----------	---------	-------------------	--------------------	-----------



年齡 > 70 歲或 ECOG 功能狀態評分 ≥ 2 分，可考慮不做化學、放射治療

Breast Cancer

**Kaohsiung Veterans General Hospital
Clinical Practice Guideline 2019.01 Version**



INDICATIONS FOR POST-MASTECTOMY RADIOTHERAPY

1. skin involvement (skin nodule, ulceration, derms lymphatic involvement)
2. Chest wall involvement
3. positive axillary lymph nodes ≥ 4 , lymph nodes positive 1-3 (Strongly consider)
4. positive or close surgical margin
5. tumor $\geq 5\text{cm}$ · lymph nodes negative (optional) · lymph nodes positive recommendation
6. gross multicentric disease (tumor in more than one quadrant and serpent at least 4cm by clinical or pathology)
7. for breast conservative treatment (if DCIS Van Nuys Score ≥ 7)

BASIC REQUIREMENTS OF RADIOTHERAPY

- Radiation fields should include ipsilateral chest wall, internal mammary chain and supraclavicular fossa
- Excluding heart from radiation fields
- Central lung distance of the tangential fields $< 3\text{ cm}$
- No axillary irradiation if axillary clearance is adequate

BASIC REQUIREMENTS OF PATHOLOGY EXAMINATION

Excision biopsy with no prior suspicion for malignancy

- Exact tumor size and type of tumor
- Tumor histological and/or nuclear grade
- Margin status (exact distance in mm)
- Status of lymphovascular permeation
- ER and PR study

Ductal carcinoma in situ with wide excision only

- Nuclear grade
- Status of tumor necrosis
- Tumor size
- Margin status (exact distance in mm)
- ER/PR study

Invasive carcinoma with wide excision and axillary lymph node dissection or modified radical mastectomy

- Exact tumor size and type of tumor
- Tumor histological grade
- Margin status (exact distance in mm)
- Status of multifocality and multicentricity
- Presence of DCIS and status of extensive intraductal component
- Status of peritumoral LVI
- Number of involved and total axillary lymph nodes with extranodal extension, total number of axillary nodes examined should not be less than 10.
- If any involvement of skin
- ER and PR study Her-2/neu
- Ki67

癌別：乳癌 2018 年

最近改版		2019/02/22		
Adjuvant Neoadjuvant	處方內容	Chemotherapy formula	schedule	Reference (No) /strength of evidence
		Carboplatin AUC x5mg+ Docetaxel 75mg/m ²	Q3WKLY	No 23 / Level I
		Carboplatin AUC 4~6+ 5-FU 1000mg/m ²	Q3WKLY (新增 2015/9/11)	No 54 、 59 / Level I
		Cisplatin 50mg/m ²	Q3WKLY	No 24 / Level I
		Cisplatin 50mg/m ² + 5-FU 500mg/m ²	Q3WKLY	No 57 / Level I
		Gemcitabine 1250mg/m ²	Q3WKLY	No 25 / Level I
		Lipo-Dox 50mg/m ²	Q3WKLY	No 16 、 60 / Level I
		Mitoxantrone 12mg/m ²	Q3WKLY (刪 2019/02/22)	No 17 / Level I
		Taxol 80 mg/m + Gemcitabine 800mg/m ²	QWKLY Q3WKLY (刪 2017/10/6) Q4WKLY (刪)	No 26 / Level I
		Taxol 80 mg/m + Cisplatin 50mg/m ²	Q3WKLY	No 57 / Level I
		Taxol 80 mg/m	QWKLY	No 27 、 28 、 29 / Level I
		Taxol 175 mg/m	Q3WKLY	No 29 / Level I
		Docetaxel 60mg/m ² + Cisplatin 50mg/m ²	Q3WKLY	No 30 / Level I
		Docetaxel 75mg/m² + Gemcitabine 1000mg/m²	Q3WKLY (刪 2017/10/6)	No 17 / Level I
		Docetaxel 75mg/m ²	Q3WKLY	No 31 / Level I
		TC (Docetaxel 75mg/m ² +Cyclophosphamide 500mg/m ²)	Q3WKLY	No 32 / Level I
		Vinorelbine 25~30mg/m	D1 or D8	No 33 / Level I
		Docetaxel 75mg/m ² x1 + Xeloda 2.5tab x14 day	Q3WKLY+14 day	No 34 / Level I
		Afinitor 5mg	2tab QD × 14 day	No 35 、 36 / Level I
		Xeloda 500mg	2tab Bid × 14 day	No 37 / Level I
Cyclophosphamide	2tab QD × 14 day	No 38 / Level I		
Methotrexate	2tab (BIW) x14 day	No 62 / Level I		

		Ufur	3cap (Bid) x14 day	No 61 / Level I
		Vinorelbine 30mg + Vinorelbine 20mg	2 cap1 + 1cap (QW) x 14 day	No 39 / Level I
		Bleomycin 50mg	once	No 65 / Level I
		FEC(5-FU500mg/m ² ,Epirubicin75mg/m ² · cyclophosphamide 500mg/m ²)	2-6 cycles	No 2 / Level I
		FLC (5-FU 500mg/m ² · Lipo-Dox 35mg/m ² · cyclophosphamide 500mg/m ²)	2-6 cycles	No 16 / Level I
		FEC or FLC + Taxol(taxol 175 mg/m ²) (Q3W) (taxol 80 mg/m) (QW)	2-4 cycles (Q3W) or 2-12 cycles (QW)	No 7 / Level I
		FEC or FLC + Taxotere (taxotere 75 mg/m ²)	2-4 cycles (Q3W)	No 9 / Level I
		CMF (Cyclophosphamide 2tab/m ² + Methotrexate 40mg/m ² + Fluorouracil 500~600mg/m ²)	6-12 cycles	No 2 / Level I
		EC or LC (Epirubicin 75mg/m ² or Lipo-Dox 35mg/m ² + cyclophosphamide 500mg/m ²)	6 cycles	No 16 / Level I
		TEC (Docetaxel 75mg/m ² + Epirubicin 75mg/m ² + cyclophosphamide 500mg/m ²)	6 cycles	No 3 / Level I
		Mitoxantrone 10mg/m ² + Leucovorine 170mg/m ² + 5-FU 600mg/m ² + Cisplantin 60 mg/m ²	Q3WKLY	No 66 / Level I
		IAIC for Epiicin 60mg	once	No 64 / Level I
		Eribulin:1.4mg/ m ²	on days 1 and 8, 21-day cycle	No 40 / Level I
		Bevacizumab + Paclitaxel	(D1 & D8& D15) (刪 2019/2/22)	No 19 / Level I
Hormone therapy	最近改版	2019/02/22		
	處方內容	Faslodex 250mg	Q28D	No 41 / Level I
		Goserelin 3.6mg	Q28D	No 42、43 / Level I
		Leuprorelin 3.75mg	Q28D	No 44 / Level I
		Anastrozole 1mg	1tab (QD) x14 day	No 45 / Level I
		Exemestane 25mg	1tab (QD) x14 day	No 46 / Level I
		Letrozole 2.5 mg	1tab (QD) x14 day	No 47 / Level I

		Palbociclib and Letrozole	1tab (QD) x21 day	No 20 、 48 / Level I
		Tamoxifen 10mg	1tab (BID) x28 day	No 49 / Level I
		Toremifene	1tab (QD) x28 day	No 63 / Level I
Target therapy	最近改版	2019/02/22		
	處方内容	Docetaxel 75mg/m ² + Herceptin 6~8 mg/kg	Q3WKLY (删)	No 17 / Level I
		Perjeta 420~840mg + Herceptin 6~8 mg/kg + Docetaxel 75mg/m²	Q3WKLY (删 2018/9/7)	No 17 / Level I
		Kadcyla 3.6 mg/kg	Q3WKLY	No 50 / Level I
		Tykerb 250mg + Xeloda 500mg	5 tab (QD) +2tab (Bid) x14 day	No 51 / Level I
		Tykerb 250mg	5 tab (QD) x14 day	No 52 / Level I
		Herceptin 2~8 mg/kg	QWKLY or Q3WKLY	No 53 / Level I
		Herceptin (Trastuzumab) 600mg SC	Q3WKLY	No 22 / Level I
		Herceptin + Perjeta (meitanance)	Q3WKLY	No 21 / Level I
		Herceptin + Perjeta (loading)	Q3WKLY	No 21 / Level I
Metastasis First line prescription	最近改版	2019/02/22		
	處方内容	Taxol 80 mg/m	QWKLY	No 29 / Level I
		Docetaxel 75mg/m ²	Q3WKLY	No 55 / Level I
		EC or LC (Epirubicin 75mg/m ² or Lipo-Dox 35mg/m ² + cyclophosphamide 500mg/m ²)	<u>6</u> cycles	No 16 / Level I
		Bevacizumab + Paclitaxel	(D1 & D8& D15) (删 2019/2/22)	No 19 / Level I
		Faslodex 250mg	Q28D	No 41 / Level I
		Goserelin 3.6mg	Q28D	No 42 、 43 / Level I
		Leuprorelin 3.75mg	Q28D	No 44 / Level I
		Letrozole 2.5 mg	1tab (QD) x14 day	No 47 / Level I
		Tamoxifen 10mg	1tab (BID) x28 day	No 49 / Level I
		Bevacizumab	(D1 & D15)	No 19 、 56 / Level I

		Perjeta 420~840mg + Herceptin 6~8 mg/kg + Docetaxel 75mg/m²	Q3WKLY (刪 2018/9/7)	No 17 / Level I
		Kadcyla 3.6 mg/kg	Q3WKLY	No 50 / Level I
		Herceptin 2~8 mg/kg	QWKLY or Q3WKLY	No 53 / Level I

Reference for Neoadjuvant / Adjuvant Chemotherapy Regimens

1. Citron ML, Berry DA, Cirincione, et al: Randomized Trial of Dose-Dense Versus Conventionally Scheduled and Sequential Versus Concurrent Combination Chemotherapy as Postoperative Adjuvant Treatment of Node-Positive Primary Breast cancer: First Report of Intergroup Trial C9741/Cancer and Leukemia Group B Trial 9741. *J Clin Oncol* 2003;21:1431-1439.
2. Fisher B, Brown AM, Dimitrov NV, et al: Two months of doxorubicin-cyclophosphamide with and without interval reinduction therapy compared with 6 months of cyclophosphamide, methotrexate, and fluorouracil in positive-node breast cancer patients with tamoxifen-nonresponsive tumors: results from the National Surgical Adjuvant Breast and Bowel Project B-15. *J Clin Oncol* 1990;8:1483-1496.
3. Martin, Pienkowski T, Mackey J, et al: Adjuvant Docetaxel for Node-Positive Breast Cancer. *N Engl J Med* 2005; 352:22.
4. Buzdar AU, Kau SW, Smith TL, Hortobagyi GN. Ten-year results of FAC adjuvant chemotherapy trial in breast cancer. *Am J Clin Oncol* 1989;12;123-128.
5. Levine MN, Bramwell VH, Pritchard KI, et al: Randomized trial of intensive cyclophosphamide, epirubicin, and fluorouracil chemotherapy compared with cyclophosphamide, methotrexate, and fluorouracil in premenopausal women with node-positive breast cancer. National Cancer Institute of Canada Clinical Trials Group. *J Clin Oncol* 1998;16:2651-8.
6. Goldhirsch A, Colleoni M, Coates AS, et al: Adding adjuvant CMF chemotherapy to either radiotherapy or tamoxifen: Are all CMFs alike? The International Breast Cancer Study Group (IBCSG). *Ann Oncol* 1998;9:489-93.
7. Sparano JA, Wang M, Martino S, et al: Weekly paclitaxel in the adjuvant treatment of breast cancer. *N Eng J Med* 2008;258:1663-1671.
8. Piccart MJ, Di Leo A, Beauduin M, et al: Phase III trial comparing two dose levels of epirubicin combined with cyclophosphamide with cyclophosphamide, methotrexate, and fluorouracil in node-positive breast cancer. *J Clin Oncol* 2001;19:3103-3110.
9. Roche H, Fumoleau P, Spielmann M, et al: Sequential adjuvant epirubicin-based and docetaxel chemotherapy for node-positive breast cancer patients: The FNCLCC PACS 001 trial. *J Clin Oncol* 2006;24:5664-5671.
10. Martin M, Rodriguez-Lescure A, Ruiz A, et al: Randomized phase 3 trial of fluorouracil, epirubicin, and cyclophosphamide alone or followed by Paclitaxel for early breast cancer. *J Natl Cancer Inst* 2008;100:805-814.
11. Romond EH, Perez EZ, Bryant J, et al: Trastuzumab plus adjuvant Chemotherapy for operable HER2-positive breast cancer. *N Engl J Med* 2005;353:1673-1684.
12. Dang C, Fornier M, Sugarman S, et al: The Safety of Dose-Dense Doxorubicin and Cyclophosphamide Followed by Paclitaxel With Trastuzumab in HER-2/*neu* Overexpressed/Amplified Breast Cancer. *J Clin Oncol*.2008;26(8):1216-22.
13. Joensuu H, Kellokumpu-Lehtinen P-L, Bono P, et al: Adjuvant docetaxel or vinorelbine with or without trastuzumab for breast cancer. *N Engl J Med* 2006;354:809-20.

14. Buzdar A, Ibrahim N, Francis D, et al: Significantly higher pathologic complete remission rate after neoadjuvant therapy with trastuzumab, paclitaxel, and epirubicin chemotherapy: Results of a randomized trial in human epidermal growth factor receptor 2-positive operable breast cancer. *J Clin Oncol* 2005;23:3676-3685.
15. Slamon D, Eiermann W, Robert N, et al: Adjuvant Trastuzumab in HER2-Positive Breast Cancer. *N Engl J Med* 2011;365:1273-1283.
16. Rayson D, Suter T.M, Jackisch C, et al: Cardiac Safety of Adjuvant Pegylated Liposomal Doxorubicin With Concurrent Trastuzumab: A Randomized Phase II Trial *Annals of Oncology* 2012;23:1780-1788.
17. NCCN clinical practice Guidelines in oncology (NCCN Guidelines) version 4. 2018
18. Cortes J, O'Shaughnessy J, Loesch D, et al. EMBRACE (Eisai Metastatic Breast Cancer Study Assessing Physician's Choice Versus E7389) investigators: Eribulin monotherapy versus treatment of physician's choice in patients with metastatic breast cancer (EMBRACE): a phase 3 open-label randomised study. *Lancet*. 2011 Mar 12;377(9769):914-23. doi: 10.1016/S0140-6736(11)60070-6. Epub 2011 Mar 2.
19. Kathy Miller, M.D., Molin Wang, Ph.D., Julie Gralow, M.D., Maura Dickler, M.D., Melody Cobleigh, M.D., Edith A. Perez, M.D., Tamara Shenkier, M.D., David Cella, Ph.D., and Nancy E. Davidson, M.D.; Paclitaxel plus Bevacizumab versus Paclitaxel Alone for Metastatic Breast Cancer *N Engl J Med* 2007; 357:2666-2676 December 27, 2007 DOI: 10.1056/NEJMoa072113
20. Richard S. Finn, M.D., Miguel Martin, M.D., Hope S. Rugo, M.D., Stephen Jones, M.D., Seock Ah Im, M.D., Ph.D., Karen Gelmon, M.D., Nadia Harbeck, M.D., Ph.D., Oleg N. Lipatov, M.D., Janice M. Walshe, M.D., Stacy Moulder, M.D., Eric Gauthier, Pharm.D., Ph.D., Dongrui R. Lu, M.Sc., Sophia Randolph, M.D., Ph.D., Veronique Dieras, M.D., and Dennis J. Slamon, M.D., Ph.D. Palbociclib and Letrozole in Advanced Breast Cancer *N Engl J Med*. 2016 Nov 17;375(20):1925-1936.
21. Gunter von Minckwitz, MD, et al. Adjuvant Pertuzumab and Trastuzumab in Early HER2-Positive Breast Cancer. *N Engl J Med* 2017;377:122-131
22. Christian Jackisch, et al. HannaH phase III randomized study: Association of total pathological complete response with event-free survival in HER2-positive early breast Cancer treated with neoadjuvant-adjuvant trastuzumab after 2 years of treatment-free follow up. *European Journal of Cancer*. 2016:62-75
23. Robert N, Leyland-Jones B, Asmar L, et al. Randomized phase III study of trastuzumab, paclitaxel, and carboplatin compared with trastuzumab and paclitaxel in women with HER-2-overexpressing metastatic breast cancer. *J Clin Oncol* 2006;24:2786-2792.
24. Silver DP, Richardson AL, Eklund AC, et al. Efficacy of neoadjuvant cisplatin in triple-negative breast cancer. *J Clin Oncol* 2010;28(7):1145-53.
25. Seidman AD. Gemcitabine as single-agent therapy in the management of advanced breast cancer. *Oncology (Williston Park)* 2001;15:11-14.
26. Albain KS, Nag S, Calderillo-Ruiz G, et al. Global phase III study of gemcitabine plus paclitaxel (GT) vs. paclitaxel (T) as frontline therapy for metastatic breast cancer (MBC): First report of overall survival [Abstract]. *J Clin Oncol* 2004;22:Abstract 510 Available at: http://meeting.ascopubs.org/cgi/content/abstract/22/14_suppl/510.
27. Sparano JA, Wang M, Martino S, et al. Weekly paclitaxel in adjuvant treatment of breast cancer. *N Engl J Med* 2008;258:1663-1671.
28. Tolaney S, Barry W, Dang C, et al. Adjuvant paclitaxel and trastuzumab for node-negative HER2-positive breast cancer. *N Engl J Med* 2015;372:134-141.
29. Seidman AD, Tiersten A, Hudis C, et al. Phase II trial of paclitaxel by 3-hour infusion as initial and salvage chemotherapy for metastatic breast

- cancer. *J Clin Oncol* 1995;13:2575-2581.
30. Hurley J, Doliny P, Reis I, et al. Docetaxel, cisplatin, and trastuzumab as primary systemic therapy for human epidermal growth factor receptor 2-positive locally advanced breast cancer. *J Clin Oncol* 2006;24:1831-1838. Available at: <http://www.ncbi.nlm.nih.gov/pubmed/16549824>.
 31. Tolaney S, Barry W, Dang C, et al. Adjuvant paclitaxel and trastuzumab for node-negative HER2-positive breast cancer. *N Engl J Med* 2015;372:134-141.
 32. Jones S, Holmes F, O'Shaughnessey J, et al. Docetaxel with cyclophosphamide is associated with an overall survival benefit compared with doxorubicin and cyclophosphamide: 7-year follow-up of US Oncology Research trial 9735. *J Clin Oncol* 2009;27:1177-1183.
 33. Zelek L, Barthier S, Riofrio M, et al. Weekly vinorelbine is an effective palliative regimen after failure with anthracyclines and taxanes in metastatic breast carcinoma. *Cancer* 2001;92:2267-2272.
 34. Mavroudis D, Papakotoulas P, Ardavanis A, et al. Randomized phase III trial comparing docetaxel plus epirubicin versus docetaxel plus capecitabine as first-line treatment in women with advanced breast cancer. *Ann Oncol* 21:48(2010).
 35. Yardley DA, Noguchi S, Pritchard KI, et al. Everolimus plus exemestane in postmenopausal patients with HR(+) breast cancer: BOLERO-2 final progression-free survival analysis. *Adv Ther* 2013;30:870-884. Available at: <http://www.ncbi.nlm.nih.gov/pubmed/24158787>.
 36. Baselga J, Campone M, Piccart M, et al. Everolimus in postmenopausal hormone-receptor-positive advanced breast cancer. *N Engl J Med* 2012;366:520-529. Available at: <http://www.ncbi.nlm.nih.gov/pubmed/22149876>.
 37. Capecitabine 1,000-1,250 mg/m² PO twice daily on Days 1-14. Cycled every 21 days for 6-8 cycles. Masuda N, Lee SJ, Ohtani S, et al. Adjuvant capecitabine for breast cancer after preoperative chemotherapy. *N Engl J Med* 2017;376:2147- 2159.
 38. Licchetta A, Correale P, Migali C, et al. Oral metronomic chemo-hormonal-therapy of metastatic breast cancer with cyclophosphamide and megestrol acetate. *Chemother* 2010;22(3):201-4.
 39. Zelek L, Barthier S, Riofrio M, et al. Weekly vinorelbine is an effective palliative regimen after failure with anthracyclines and taxanes in metastatic breast carcinoma. *Cancer* 2001;92:2267-2272.
 40. Gasparini G, Dal Fior S, Panizzoni GA, et al. Weekly epirubicin versus doxorubicin as second line therapy in advanced breast cancer. A randomized clinical trial. *Am J Clin Oncol* 1991;14:38-44.
 41. Robertson JF, Llombart-Cussac A, Rolski J, et al. Activity of fulvestrant 500 mg versus anastrozole 1 mg as first-line treatment for advanced breast cancer: results from the FIRST study. *J Clin Oncol* 2009;27:4530-4535. Available at: <http://www.ncbi.nlm.nih.gov/pubmed/19704066>.
 42. Moore HC, Unger JM, Phillips KA, et al. Goserelin for ovarian protection during breast-cancer adjuvant chemotherapy. *N Engl J Med* 2015;372:923-932. Available at: <http://www.ncbi.nlm.nih.gov/pubmed/25738668>.
 43. Francis PA, Regan MM, Fleming GF, et al. Adjuvant ovarian suppression in premenopausal breast cancer. *N Engl J Med* 2015;372:436-446.

Available at: <http://www.ncbi.nlm.nih.gov/pubmed/25495490>.

44. Schmid P, Untch M, Wallwiener D, et al. Cyclophosphamide, methotrexate and fluorouracil (CMF) versus hormonal ablation with leuprorelin acetate as adjuvant treatment of node-positive, premenopausal breast cancer patients: preliminary results of the TABLE-study (Takeda Adjuvant Breast cancer study with Leuprorelin Acetate). *Anticancer Res* 2002;22:2325-2332. Available at: <http://www.ncbi.nlm.nih.gov/pubmed/12174922>.
45. Vergote I, Bonnetterre J, Thurlimann B, et al. Randomised study of anastrozole versus tamoxifen as first-line therapy for advanced breast cancer in postmenopausal women. *Eur J Cancer* 2000;36 Suppl 4:S84-85. Available at: <http://www.ncbi.nlm.nih.gov/pubmed/11056332>.
46. Johnston SR, Kilburn LS, Ellis P, et al. Fulvestrant plus anastrozole or placebo versus exemestane alone after progression on non-steroidal aromatase inhibitors in postmenopausal patients with hormone-receptor-positive locally advanced or metastatic breast cancer (SoFEA): a composite, multicentre, phase 3 randomised trial. *Lancet Oncol* 2013;14:989-998. Available at: <http://www.ncbi.nlm.nih.gov/pubmed/23902874>.
47. Goss PE, Ingle JN, Martino S, et al. A randomized trial of letrozole in postmenopausal women after five years of tamoxifen therapy for early-stage breast cancer. *N Engl J Med* 2003;349:1793- 1802. Available at: <http://www.ncbi.nlm.nih.gov/pubmed/14551341>.
48. Johnston S, Pippen J, Pivot X, et al. Lapatinib combined with letrozole versus letrozole and placebo as first-line therapy for postmenopausal hormone receptor-positive metastatic breast cancer. *J Clin Oncol* 2009;27:5538-5546. Available at: <http://www.ncbi.nlm.nih.gov/pubmed/19786658>.
49. Fyles AW, McCready DR, Manchul LA, et al. Tamoxifen with or without breast irradiation in women 50 years of age or older with early breast cancer. *N Engl J Med* 2004;351:963-970. Available at: <http://www.ncbi.nlm.nih.gov/pubmed/15342804>.
50. Verma S, Miles D, Gianni L, et al. Trastuzumab emtansine for HER2-positive advanced breast cancer [supplementary appendix available online]. *N Engl J Med* 2012;367:1783-1791.
51. Geyer C, Forster J, Lindquist D, et al. Lapatinib plus capecitabine for HER2-positive advanced breast cancer. *N Engl J Med* 2006;355:2733-2743.
52. Johnston S, Pippen J, Pivot X, et al. Lapatinib combined with letrozole versus letrozole and placebo as first-line therapy for postmenopausal hormone receptor-positive metastatic breast cancer. *J Clin Oncol* 2009;27:5538-5546. Available at: <http://www.ncbi.nlm.nih.gov/pubmed/19786658>.
53. Slamon D, Eiermann W, Robert N, et al. Adjuvant trastuzumab in HER2-positive breast cancer. *N Engl J Med* 2011;365:1273-1283.
54. M.P. Decatris, D. Sundar, K.J. O'Byrne. Platinum-based chemotherapy in metastatic breast cancer: current status. *CANCER TREATMENT* 2004;4:53-81
55. Chan S, Friedrichs K, Noel D, et al. Prospective randomized trial of docetaxel versus doxorubicin in patients with metastatic breast cancer. *J Clin Oncol* 1999;17:2341-2354.
56. E.Smith, J-Y Pierga, L. Biganzoli, et al. First-line bevacizumab plus taxane-based chemotherapy for locally recurrent or metastatic breast

- cancer:safety and efficacy in an open-label study in 2251 patients. *Annals of Oncology* 2011;22:595-602
57. Lekakis L, Tryfonopoulos D, Pistamatzian N, et al. Salvage chemotherapy with cisplatin and 5-fluorouracil in metastatic breast cancer. Particular activity against liver metastases. *Anticancer Res.* 2012 May;32(5):1833-7.
 58. Liheng Zhou,1 Shuguang Xu,1 Wenjin Yin, et al. Weekly paclitaxel and cisplatin as neoadjuvant chemotherapy with locally advanced breast cancer: a prospective, single arm, phase II study. *Oncotarget.* 2017 Oct 3;8(45): 79305–79314.
 59. M. V. Fiorentino & A. Brandes. Carboplatin plus 5-fluorouracil and leucovorin in previously treated patients with metastatic breast cancer. *Annals of Oncology* 3 (Suppl.3): S29-S32, 1992.
 60. Juan Lao, Julia Madani, Teresa Puértolas, et al. Liposomal Doxorubicin in the Treatment of Breast Cancer Patients: A Review *Journal of Drug Delivery.* 2013, Article ID 456409, 12 pages.
 61. SATORU TANAKA, MITSUHIKO IWAMOTO, KOSEI KIMURA, et al. A Phase II Study of Adjuvant Chemotherapy of Tegafur–Uracil for Patients with Breast Cancer with HER2-negative Pathologic Residual Invasive Disease After Neoadjuvant Chemotherapy. 2016;36:6505-6510.
 62. VITTORIO GEBBIA, HAMOUDA BOUSSEN and MARIA ROSARIA VALERIO. Oral Metronomic Cyclophosphamide with and without Methotrexate as Palliative Treatment for Patients with Metastatic Breast Carcinoma. *ANTICANCER RESEARCH* 2012;32:529-536.
 63. T. Qin, MD, Z.Y. Yuan, MD, R.J. Peng, MD, et al. Efficacy and tolerability of toremifene and tamoxifen therapy in premenopausal patients with operable breast cancer: a retrospective analysis. *Curr Oncol.* 2013;20(4):196–204.
 64. Hsiao JH, Chang HT, Tseng YD, et al. Hepatic Arterial Infusion Chemotherapy Is a Feasible Treatment Option for Breast Cancer with Liver-predominant Metastatic Disease. 2018 Nov-Dec;32(6):1635-1641.
 65. Carol Tan, Artyom Sedrakyan , John Browne , et al. The evidence on the effectiveness of management for malignant pleural effusion: a systematic review. *European Journal of Cardio-thoracic Surgery.* 2006;29:829 – 838
 66. Lazzaro Repetto, Loredana Miglietta, Giovanni Gardin, et al. Phase II study of weekly mitoxantrone, 5-fluorouracil, and leucovorin in metastatic breast cancer. *Breast Cancer Research and Treatment.* 1994;30(2):133-7.

Reference :

美國癌症聯合委員會(第八版 AJCC)乳腺癌 TNM 分期

American Joint Committee on Cancer (AJCC)第 8 版

NCCN Chemotherapy Order Templates (NCCN Templates™)

The National Comprehensive Cancer Network (NCCN)

NCCN Patient Safety Summit

JNCCN - The Journal of the National Comprehensive Cancer Network

NCCN Drugs & Biologics Compendium (NCCN Compendium™)

NCCN Oncology Research Program (ORP)

NCCN Annual Conference: Clinical Practice Guidelines & Quality Cancer Care™

Oken, M.M., Creech, R.H., Tormey, D.C., Horton, J., Davis, T.E., McFadden, E.T., Carbone, P.P.: Toxicity And Response Criteria Of The Eastern Cooperative Oncology Group. Am J Clin Oncol 5:649-655, 1982.

衛生福利部國民健康署「癌症篩檢與診療測量指標」公告版 102 年 12 月修訂

PLOS ONE, December 2013, Volume 8 (12), e81765

Ann Surg Oncol (2013) 20:3169–3174

Cancer. 2013 Jul 1;119(13):2366-74. doi: 10.1002/cncr.28085. Epub 2013 Apr 10.

Annals of Oncology 25 (Supplement 1): i3, 2014

J Clin Oncol. 2011 Jul 20;29(21):2852-8. doi: 10.1200/JCO.2010.33.4714. Epub 2011 Jun 13.